
















































CAB

An ABS enclosure with two 1 mm aluminium panels. Each half-shell has integral PCB guides and mounting studs. Matt surface finish. Closing by only two screws. Available also front and rear panels manufactured from ABS (.13).



Preview	Products		Ext. Dimensions (mm)			Material	MAX PCB Size				Accessories	Drawings
	Model	Color (Ral)	L	W	H							
	011.5	9018	134	129	47	AG-ATY	116	115	2	-	PP11	  
	011.9	9004	134	129	47	P2H-AT	116	115	2	-	PP11	  
	012.5	9018	134	129	54	AG-ATY	116	115	2	-	PP12	  
	012.9	9004	134	129	54	P2H-AT	116	115	2	-	PP12	  
	022.5	9018	134	129	61	AG-ATY	116	115	2	-	PP22	  
	022.9	9004	134	129	61	P2H-AT	116	115	2	-	PP22	  
	222.5	9018	173	154	47	AG-ATY	154	140	2	-	PP222	  
	222.9	9004	173	154	47	P2H-AT	154	140	2	-	PP222	  
	223.5	9018	173	154	54	AG-ATY	154	140	2	-	PP223	  
	223.9	9004	173	154	54	P2H-AT	154	140	2	-	PP223	  
	233.5	9018	173	154	61	AG-ATY	154	140	2	-	PP233	  
	233.9	9004	173	154	61	P2H-AT	154	140	2	-	PP233	