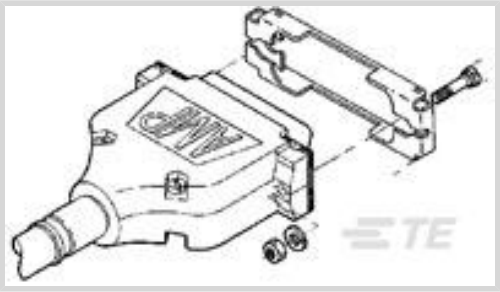




Connectors > D-Shaped Connectors > D-Sub Accessories > D-Sub Locking & Mounting



D-Shaped Connector Accessories: **Slide Latch Kit**

Screw Length: **13.89 mm [.547 in]**

Features

Product Type Features

| | |
|--------------------------------|-----------------|
| Product Type | Accessory |
| Latch Type | Slide Latch |
| D-Shaped Connector Accessories | Slide Latch Kit |

Body Features

| | |
|----------------|-----------------|
| Latch Material | Stainless Steel |
|----------------|-----------------|

Mechanical Attachment

| | |
|--------------------------|-------------------|
| Screw Plating Material | Zinc |
| Screw Material | Steel |
| Screw Finish | Clear Chromate |
| Screw & Hole Thread Size | 2-56 |
| Screw Length | 13.89 mm[.547 in] |

Operation/Application

| | |
|--------------|--------------------------------------|
| For Use With | Connectors With Cable Clamp Housings |
|--------------|--------------------------------------|

Packaging Features

| | |
|--------------------|-----|
| Packaging Quantity | 1 |
| Packaging Method | Kit |

Product Compliance

[For compliance documentation, visit the product page on TE.com>](#)

| | |
|------------------------------|---------------------------|
| EU RoHS Directive 2011/65/EU | Compliant |
| EU ELV Directive 2000/53/EC | Compliant with Exemptions |




| | |
|---|---|
| China RoHS 2 Directive MIIT Order No 32, 2016 | No Restricted Materials Above Threshold |
| EU REACH Regulation (EC) No. 1907/2006 | Current ECHA Candidate List: JAN 2023 (233) Candidate List Declared Against: JAN 2021 (211) Does not contain REACH SVHC |
| Halogen Content | Low Halogen - Br, Cl, F, I < 900 ppm per homogenous material. Also BFR/CFR/PVC Free |
| Solder Process Capability | Not applicable for solder process capability |

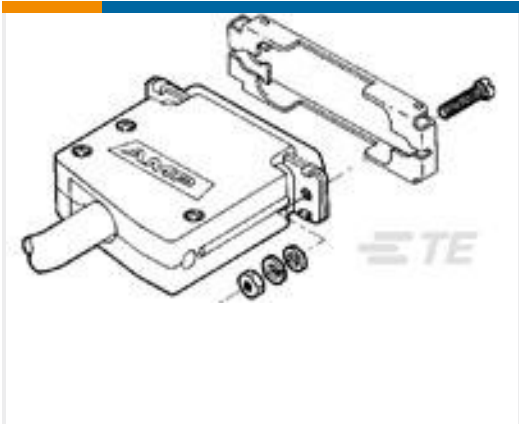
Product Compliance Disclaimer

This information is provided based on reasonable inquiry of our suppliers and represents our current actual knowledge based on the information they provided. This information is subject to change. The part numbers that TE has identified as EU RoHS compliant have a maximum concentration of 0.1% by weight in homogenous materials for lead, hexavalent chromium, mercury, PBB, PBDE, DBP, BBP, DEHP, DIBP, and 0.01% for cadmium, or qualify for an exemption to these limits as defined in the Annexes of Directive 2011/65/EU (RoHS2). Finished electrical and electronic equipment products will be CE marked as required by Directive 2011/65/EU. Components may not be CE marked. Additionally, the part numbers that TE has identified as EU ELV compliant have a maximum concentration of 0.1% by weight in homogenous materials for lead, hexavalent chromium, and mercury, and 0.01% for cadmium, or qualify for an exemption to these limits as defined in the Annexes of Directive 2000/53/EC (ELV). Regarding the REACH Regulation, the information TE provides on SVHC in articles for this part number is based on the latest European Chemicals Agency (ECHA) ‘Guidance on requirements for substances in articles’ posted at this URL: <https://echa.europa.eu/guidance-documents/guidance-on-reach>

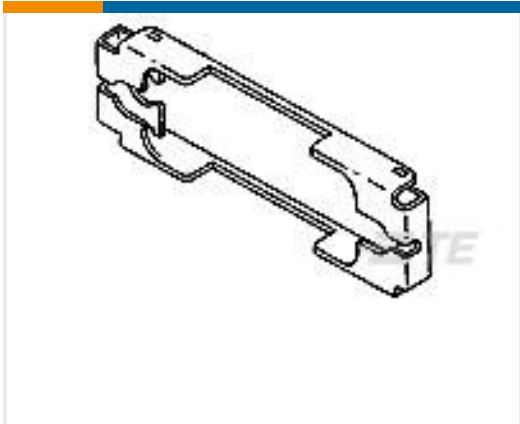
Compatible Parts



TE Part # 5745583-1
UNIV SLIDLTCH KIT SZ 2




TE Part # 5745584-3
UNIV SLIDELATCH KIT, SZ 3




TE Part # 749996-1
SLIDELATCH,SZ3


Also in the Series | AMPLIMITE Kit




D-Sub Backshells & Clamps(135)



D-Sub Contact Accessories(1)



D-Sub Covers(3)



D-Sub Locking & Mounting(120)

Customers Also Bought

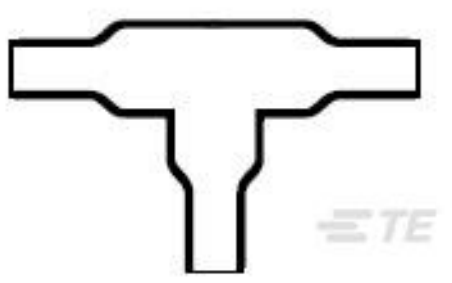




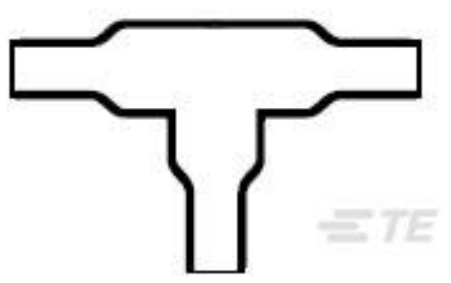
TE Part #1658606-1
50 POS HDF RCPT, MS, LEAD FREE



TE Part #1-5102321-2
A/L UNIV HDR 64P VERT LG LAT



TE Part #823225-000
301A022-3-0



TE Part #820091-000
301A011-25-0



TE Part #42547-2
RING 26-22 AWG TPBR



TE Part #HD18-003
BACK SHELL



TE Part #346656-000
S01-04-R



TE Part #ZPF000000000008632
983-6S 16-24 SN



TE Part #ZPF000000000007390
983-0S 16-24 PN



TE Part #ZPF000000000007441
983-0S 22-55 PN

Documents

Product Drawings
UNIV SLIDLTCH KIT SZ 3

English

CAD Files
3D PDF

English

Customer View Model
ENG_CVM_5745584-1_O.2d_dxf.zip

English

Customer View Model
ENG_CVM_5745584-1_O.3d_igs.zip

English

Customer View Model
ENG_CVM_5745584-1_O.3d_stp.zip

English

By downloading the CAD file I accept and agree to the [Terms and Conditions](#) of use.

Datasheets & Catalog Pages



[AMPLIMITE Subminiature D Connectors - Cable Connectors](#)

English

[AMPLIMITE Cable Connectors and Shielding Hardware Kits QRG](#)

English

[Product Specifications](#)

[Application Specification](#)

English

[Instruction Sheets](#)

[Instruction Sheet \(U.S.\)](#)

English