



TE Internal #: 2-1775365-5
RJ45 Connectors, RJ45, Single Port, 1 x 1, RJ Type Jacks & Plugs,
Standard Connector Contact Density, Jack, Shielded, Cat 3,
Standard - Latch Down
[View on TE.com >](#)

Connectors > Modular Jacks & Plugs > RJ45 Connectors



Modular Jack & Plug Interface Type: **RJ45**
Port Configuration: **Single Port**
Port Matrix Configuration: **1 x 1**
Modular Jacks & Plugs Products: **RJ Type Jacks & Plugs**
Connector Contact Density: **Standard**

Features

Product Type Features

Connector Product Type	Connector Assembly
Modular Jack & Plug Interface Type	RJ45
Modular Jacks & Plugs Products	RJ Type Jacks & Plugs
Modular Connector Style	Jack
Grounding Options	PCB Ground
Connector & Contact Terminates To	Printed Circuit Board

Configuration Features

Status Indicator Type	None
Number of PCB Ground Tabs	2
Port Configuration	Single Port
Port Matrix Configuration	1 x 1
Connector Contact Density	Standard
Number of Positions	8
Number of Loaded Positions	8
PCB Mount Orientation	Right Angle

Body Features

Shield Plating Material	Nickel
Shield Material	Brass
Modular Jack Latch Orientation	Standard - Latch Down



Connector Profile	Standard
Contact Features	
Contact Underplating Material	Nickel
PCB Contact Termination Area Plating Material	Gold Flash
Contact Current Rating (Max)	1 A
Contact Mating Area Plating Material	Gold
Contact Base Material	Phosphor Bronze
Contact Mating Area Plating Material Thickness	.15 µm[6 µin]
Termination Features	
Termination Method to Printed Circuit Board	Surface Mount
Termination Post & Tail Length	1 mm[.039 in]
Mechanical Attachment	
Panel Mount Feature	Without
PCB Mount Retention Type	Action/Compliant Tail
Connector Mounting Type	Board Mount
Housing Features	
Mating Entry Location	Side
Centerline (Pitch)	1.02 mm[.04 in]
Housing Color	Black
Housing Material	PA 9T GF30
Dimensions	
PCB Thickness (Recommended)	1.6 mm[.063 in]
Connector Height	11.8 mm[.465 in]
Usage Conditions	
Operating Temperature Range	-40 – 85 °C[-40 – 185 °F]
Operation/Application	
Shielded	Yes
Circuit Application	Signal
Industry Standards	
UL Flammability Rating	UL 94V-0
Performance Category	Cat 3
Packaging Features	



Packaging Quantity	110
Packaging Method	Tape & Reel

Other

Modular Jacks & Plugs Comment	Short, with Solder Terminal
-------------------------------	-----------------------------

Product Compliance

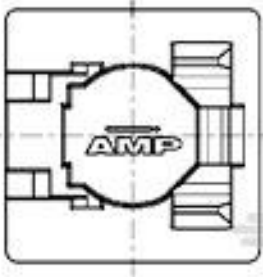
For compliance documentation, visit the product page on TE.com>

EU RoHS Directive 2011/65/EU	Compliant
EU ELV Directive 2000/53/EC	Compliant
China RoHS 2 Directive MIIT Order No 32, 2016	No Restricted Materials Above Threshold
EU REACH Regulation (EC) No. 1907/2006	Current ECHA Candidate List: JUNE 2022 (224) Candidate List Declared Against: JUNE 2022 (224) Does not contain REACH SVHC
Halogen Content	Not Low Halogen - contains Br or Cl > 900 ppm.
Solder Process Capability	Reflow solder capable to 260°C

Product Compliance Disclaimer

This information is provided based on reasonable inquiry of our suppliers and represents our current actual knowledge based on the information they provided. This information is subject to change. The part numbers that TE has identified as EU RoHS compliant have a maximum concentration of 0.1% by weight in homogenous materials for lead, hexavalent chromium, mercury, PBB, PBDE, DBP, BBP, DEHP, DIBP, and 0.01% for cadmium, or qualify for an exemption to these limits as defined in the Annexes of Directive 2011/65/EU (RoHS2). Finished electrical and electronic equipment products will be CE marked as required by Directive 2011/65/EU. Components may not be CE marked. Additionally, the part numbers that TE has identified as EU ELV compliant have a maximum concentration of 0.1% by weight in homogenous materials for lead, hexavalent chromium, and mercury, and 0.01% for cadmium, or qualify for an exemption to these limits as defined in the Annexes of Directive 2000/53/EC (ELV). Regarding the REACH Regulation, the information TE provides on SVHC in articles for this part number is based on the latest European Chemicals Agency (ECHA) 'Guidance on requirements for substances in articles' posted at this URL: <https://echa.europa.eu/guidance-documents/guidance-on-reach>



Compatible Parts



TE Part # 188729-1
[8P.COVER/SOLD.STOP](#)



Customers Also Bought

 <p>TE Part #3-106505-2 9P.HDP20 REC.ASSY.</p>	 <p>TE Part #1367073-2 20 POS SMT CONN, SFP, 30AU</p>	 <p>TE Part #1-5499345-2 A/L UNIV HDR 64P RA SHT LAT</p>	 <p>TE Part #3-5338556-1 8/8 MOD JACK ASSY SE</p>
 <p>TE Part #2227303-2 CAGE ASSEMBLY, SFP, .071 TAIL</p>	 <p>TE Part #881545-2 SHUNT LP W/HANDLE 2 POS 30AU</p>	 <p>TE Part #63756-1 110 FASTON TAB TPBR</p>	<p>TE Part #7-1393223-0 V23061D1002A301=MINISTARKSTROM</p>

Documents

Product Drawings

MODULAR JACK, RJ45, SHIELD, SMT, 6u" Au

English

CAD Files

3D PDF

3D

Customer View Model

ENG_CVM_CVM_2-1775365-5_F_c-2-1775365-5-f.2d_dxf.zip

English

Customer View Model

ENG_CVM_CVM_2-1775365-5_F_c-2-1775365-5-f.3d_igs.zip

English

Customer View Model

ENG_CVM_CVM_2-1775365-5_F_c-2-1775365-5-f.3d_stp.zip

English

By downloading the CAD file I accept and agree to the [Terms and Conditions](#) of use.

Product Specifications

Product Specification

English

Agency Approvals

UL Report

English

