

# Product data sheet

## Miniature connectors

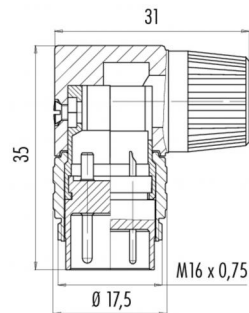


Product description	<b>M16 IP40 male angled connector, Contacts: 7, 4.0 - 6.0 mm, shielding is not possible, solder, IP40</b>
Area	<b>M16 IP40 series 682</b>
Order number	<b>09 0145 70 07</b>

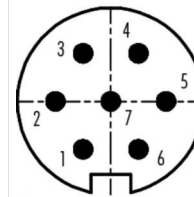
### Illustration



### Scale drawing



### Contact arrangement



	X	Y
1	-1,75	-3,03
2	-3,50	0,00
3	-1,75	3,03
4	1,75	3,03
5	3,50	0,00
6	1,75	-3,03
7	0,00	0,00

You can find the component part drawing on the next page.

## Technical data

### General values

Connector design	male angled connector
Connector locking system	screw
Termination	solder
Wire gauge (mm)	0.75 mm <sup>2</sup>
Wire gauge (AWG)	18
Cable outlet	4.0 - 6.0 mm
Upper limit temperature	85 °C
Lower limit temperature	- 40 °C
Customs tariff number	85369010
Packaging Unit	50

### Electrical values

Rated current (40 °C)	5 A
Rated voltage	125 V
Rated impulse voltage	800 V
Pollution degree	1
Overvoltage category	I
Insulating material group	III
Insulation resistance	≥ 10 <sup>10</sup> Ω
EMC compliance	shielding is not possible
Degree of protection	IP40
Mechanical operation	> 500 Mating cycles

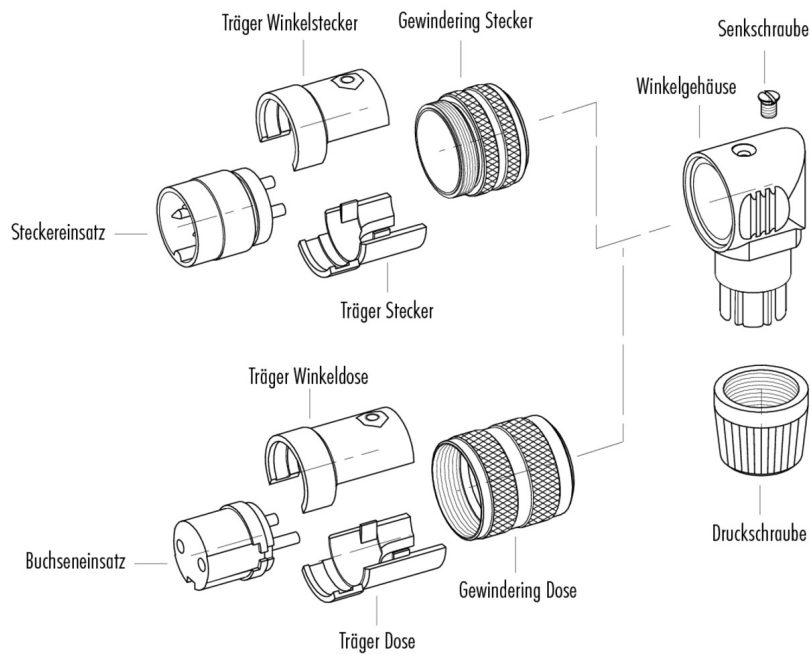
### Material

Contact material	CuZn (brass)
Contact plating	Ag (silver)
Contact body material	PBT (UL94 V-0)
Housing material	PA

Product description **M16 IP40 male angled connector, Contacts: 7, 4.0 - 6.0 mm, shielding is not possible, solder, IP40**

Area **M16 IP40 series 682**  
Order number **09 0145 70 07**

### Component part drawing



Product description	<b>M16 IP40 male angled connector, Contacts: 7, 4.0 - 6.0 mm, shielding is not possible, solder, IP40</b>
Area	<b>M16 IP40 series 682</b>
Order number	<b>09 0145 70 07</b>

## Security notices

The connector must not be connected or separated under load. Non-observance and incorrect use can result in personal injury.

The connectors are designed for use in plant, control system and electrical equipment. The end user is responsible for checking whether the connectors are suitable for use in other applications.

Connectors used in electrical circuits containing hazardous life parts must only be assembled and used by or under the supervision of persons with the requisite electrotechnical training, taking the applicable regulations and standards into account.

To lock the cable connector to the equipment connector, the threaded ring is tightened until it is 'finger-tight' (approx. 50 cNm).