


## ZUKA

### Connection Cables

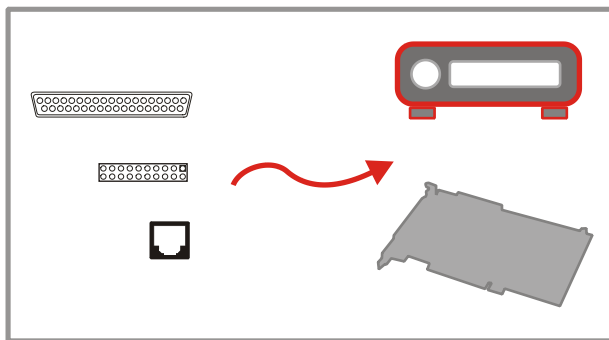
#### Get Connected.

The connection cables of the ZUKA series will always provide you with the suitable connection for measurement technology from bmcm. Standard cables as well as customized cables are available.



#### Internal Becomes External.

The options ZUKA16 and ZUKA16ST lead the internal connections of PCI(e) data acquisition cards to a D-Sub 37 female or male connector with bracket. It is installed at a free position in the PC to be reached from the outside.



Functional Diagram

#### D-Sub Standard.

D-Sub connectors are a standard for signal connection frequently used at bmcm. Various cables with 25 pins (ZUKA25) or 37 pins (ZUKA37SB, ZUKA37SS) are provided.

#### Interface Cables.

Twisted Pair (ZUKA-TP): The available standard interface cable can be used to connect the LAN data acquisition systems from bmcm.

## 1 ZUKA16


BMC Messsysteme GmbH offers the standard add-on ZUKA16 to connect the analog inputs 17..32 or the digital lines of the PCI-BASEII / PCIe-BASE.

The pin assignment is illustrated in the figure on the right.

Fix the Sub-D female connector in correct orientation to the PC bracket using the included hexagon UNC screws.

Mount the extension at a free PC slot on top of the component side of the DAQ card by opening the PC and removing a PC slot cover. Connect the two 20-way pin connectors with the DAQ card. Mind the correct orientation of pin 1. See the documentation of the DAQ card for further information.

Finally place the extension ZUKA16, ZUKA16ST at the free position in the PC.



## 2 ZUKA16ST


Alternatively, BMC Messsysteme GmbH offers the add-on ZUKA16ST to connect the analog inputs 17..32 or the digital lines of the PCI-BASEII / PCIe-BASE.

The pin assignment is illustrated in the figure on the right.

Fix the Sub-D male connector in correct orientation to the PC bracket using the included hexagon UNC screws.

Mount the extension at a free PC slot on top of the component side of the DAQ card by opening the PC and removing a PC slot cover. Connect the two 20-way pin connectors with the DAQ card. Mind the correct orientation of pin 1. See the documentation of the DAQ card for further information.


Finally place the extension ZUKA16, ZUKA16ST at the free position in the PC.



### 3 ZUKA37SB

The 37-pin cable ZUKA37SB featuring a D-Sub male and a D-Sub female connector is a 1:1 extension cable for the connector panels ZU37BB/CB/CO or the analog DAQ systems of BMC Messsysteme GmbH as well as the digital I/O device USB-OI16.


The pin assignment is illustrated in the figure on the right.



### 4 ZUKA37SS

ZUKA37SS is a 1:1 connection cable with two 37-pin D-Sub male to directly attach the analog DAQ systems of bmcm to amplifier systems or backplanes such as the AAB-II, AMS42/84, or BP16. It can also be used for connection to the digital I/O device USB-OI16.

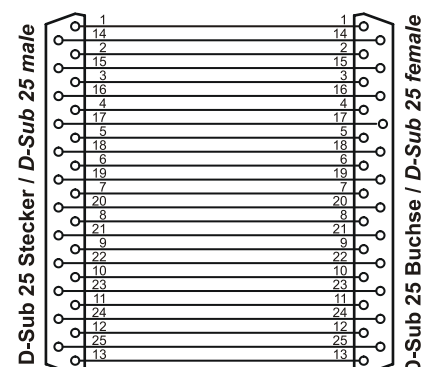
The pin assignment is illustrated in the figure on the right.



### 5 ZUKA25

The 25-pin D-Sub cable ZUKA25 is a 1:1 connection to directly connect the OR8, or R8 to the USB-PIO.

The pin assignment is illustrated in the figure on the right.



### 6 ZUKA-TP

The standard Twisted Pair cable ZUKA-TP is 3m long and provides the connection between a LAN device and a hub or a PC.



## 7 Important notes for using ZUKA

- The cables are only suitable for extra-low voltages, please observe the relevant regulations!
- The D-Sub cables have an aluminum shield, which might not be sufficient for environments with high EMC loads.
- All accessible pins are electrostatic sensitive devices. Provide for a grounded conductive work place.
- Only use non-solvent detergents for cleaning. The product is designed to be maintenance-free.
- The board must not be used for safety-relevant tasks. With the use of the product, the customer becomes manufacturer by law and is therefore fully responsible for the proper installation and use of the product. In the case of improper use and/or unauthorized interference, our warranty ceases and any warranty claim is excluded.



Do not dispose of the product in the domestic waste or at any waste collection places. It has to be either duly disposed according to the WEEE directive or can be returned to bmcm at your own expense.

## 8 Technical data

### • Connections

ZUKA16:  
ZUKA16ST:  
ZUKA25:  
ZUKA37SB:  
ZUKA37SS:  
ZUKA-TP:

	2x 20-pin connector (female) to 37-pin D-Sub female
	2x 20-pin connector (female) to 37-pin D-Sub male
	25-pin D-Sub male to 25-pin D-Sub female
	37-pin D-Sub male to 37-pin D-Sub female
	37-pin D-Sub male to 37-pin D-Sub male
	2x Twisted Pair RJ45 male connector

### • General data

CE standards:  
ElektroG // ear registration:  
Max. permissible potentials:  
Temperature ranges:  
Relative humidity:  
Length:  
Delivery:  
Warranty:

EN61000-6-1, EN61000-6-3, EN61010-1; for decl. of conformity (PDF) visit <a href="http://www.bmcm.de">www.bmcm.de</a>
RoHS and WEEE compliant // WEEE Reg.-No. DE75472248
<b>60V DC acc. to VDE</b> , max. 1kV ESD on open lines
operating and storage temperature -25...85°C
0-90% (not condensing)
ZUKA25/37SS/37SB/: app.1.8m; ZUKA16/ZUKA16ST: 20cm; ZUKA-TP: 3m
product, description
2 years from date of purchase at bmcm, claims for damages resulting from improper use excluded