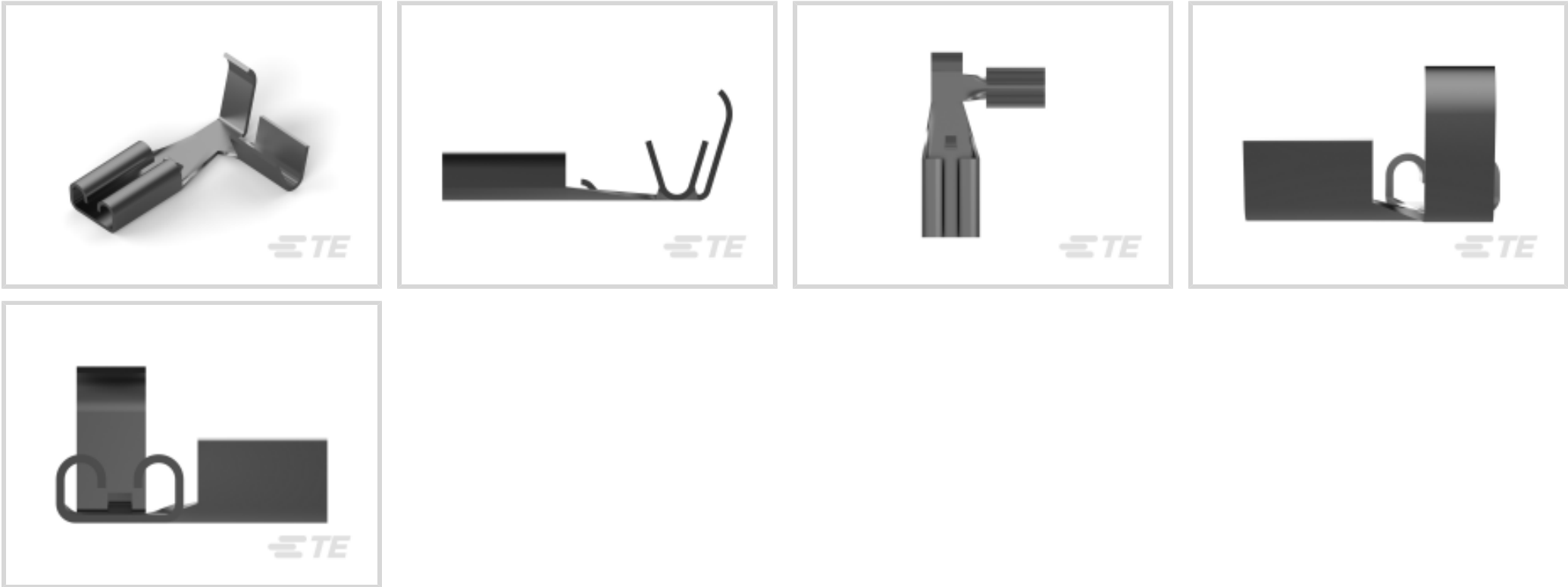




Terminals & Splices > Quick Disconnects



Terminal & Splice Type: **Receptacle**

Wire Size: **.32 – .82 mm²**

Mating Tab Width: **2.8 mm [.11 in]**

Mating Tab Thickness: **.81 mm [.032 in]**

Features

Product Type Features

Wire Stop	No
Wire/Cable Type	Regular Wire
Terminates To	Wire & Cable
Sealable	No
Insulated	No

Configuration Features

Connection Capacity	Single
---------------------	--------

Body Features

Fully Insulated	No
Plating Material	Pre-Tin

Contact Features

Terminal Type	Receptacle
Terminal & Splice Type	Receptacle
Terminal Orientation	Flag



Contact Base Material	Brass
Crimp Type	F-Crimp
Barrel Type	Open

Mechanical Attachment

Mating Retention Type	Dimple
Wire Insulation Support	With

Dimensions

Accepts Wire Insulation Diameter Range	1.65 – 2.54 mm[.065 – .1 in]
Overall Length	11.68 mm[.46 in]
Receptacle Terminal Stock Thickness	.25 mm[.01 in]
Wire Size	.32 – .82 mm²
Mating Tab Width	2.8 mm[.11 in]
Mating Tab Thickness	.81 mm[.032 in]

Usage Conditions

Operating Temperature Range	-40 – 110 °C[-40 – 230 °F]
-----------------------------	----------------------------

Industry Standards

UL Rating	Listed
CSA Certified	Yes

Packaging Features

Packaging Quantity	8000
Packaging Method	Strip/Reel

Product Compliance

For compliance documentation, visit the product page on [TE.com](#)>

EU RoHS Directive 2011/65/EU	Compliant
EU ELV Directive 2000/53/EC	Compliant
China RoHS 2 Directive MIIT Order No 32, 2016	No Restricted Materials Above Threshold
EU REACH Regulation (EC) No. 1907/2006	Current ECHA Candidate List: JAN 2020 (205) Candidate List Declared Against: JUL 2019 (201) Does not contain REACH SVHC
EU REACH Regulation (EC) No. 1907/2006	Current ECHA Candidate List: JAN 2020 (205)



	Candidate List Declared Against: JUL 2019 (201)
Halogen Content	Low Halogen - Br, Cl, F, I < 900 ppm per homogenous material. Also BFR/CFR/PVC Free
Solder Process Capability	Not applicable for solder process capability

Product Compliance Disclaimer

This information is provided based on reasonable inquiry of our suppliers and represents our current actual knowledge based on the information they provided. This information is subject to change. The part numbers that TE has identified as EU RoHS compliant have a maximum concentration of 0.1% by weight in homogenous materials for lead, hexavalent chromium, mercury, PBB, PBDE, DBP, BBP, DEHP, DIBP, and 0.01% for cadmium, or qualify for an exemption to these limits as defined in the Annexes of Directive 2011/65/EU (RoHS2). Finished electrical and electronic equipment products will be CE marked as required by Directive 2011/65/EU. Components may not be CE marked. Additionally, the part numbers that TE has identified as EU ELV compliant have a maximum concentration of 0.1% by weight in homogenous materials for lead, hexavalent chromium, and mercury, and 0.01% for cadmium, or qualify for an exemption to these limits as defined in the Annexes of Directive 2000/53/EC (ELV). Regarding the REACH Regulations, TE’s information on SVHC in articles for this part number is still based on the European Chemical Agency (ECHA) ‘Guidance on requirements for substances in articles’(Version: 2, April 2011), applying the 0.1% weight on weight concentration threshold at the finished product level. TE is aware of the European Court of Justice ruling of September 10th, 2015 also known as O5A (Once An Article Always An Article) stating that, in case of ‘complex object’, the threshold for a SVHC must be applied to both the product as a whole and simultaneously to each of the articles forming part of its composition. TE has evaluated this ruling based on the new ECHA “Guidance on requirements for substances in articles” (June 2017, version 4.0) and will be updating its statements accordingly.

Compatible Parts

TE Model / Part # 2150100-1
OCEAN_2.0_APPLICATOR-E-070F110O

KIT
REPRESENTATION ONLY

TE Model / Part # 7-2150100-7
OCEAN_2.0_SPARE_PART_KIT-070F110O

TE Model / Part # 2-2150100-1
OCEAN_2.0_APPLICATOR-E-070F110O

TE Model / Part # 2-2150100-2
OCEAN_2.0_APPLICATOR-E-070F110OA

TE Model / Part # 2150100-2
OCEAN_2.0_APPLICATOR-E-070F110OA

Also in the Series | FASTON 110



Crimp Terminal Housings(17)



PCB Terminals(22)



Quick Disconnects(182)

Customers Also Bought



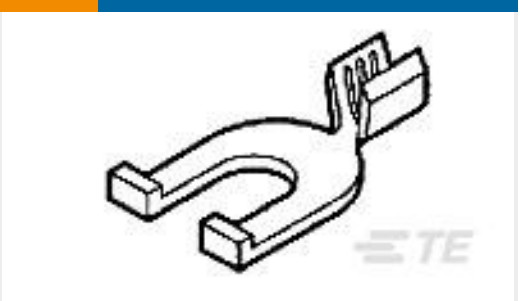
TE Model / Part #42555-1
RING TERMINAL 12-10 AWG TPCU



TE Model / Part #521204-2
HSG RCPT POSI MK 111 250 2POS




TE Model / Part #5201974023
RT-3-NO.2-0-SP



TE Model / Part #63526-1
FLANGED SPADE TERMINAL 12-10
AWG BR



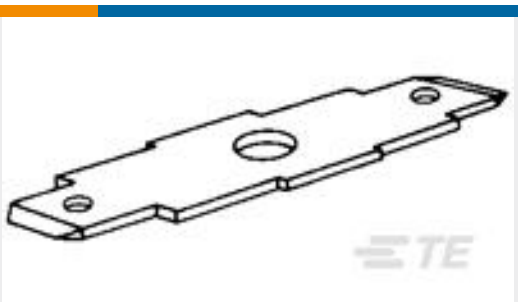
TE Model / Part #1-1627101-2
H2592B/R1300



TE Model / Part #1-1627102-1
H2593B/R2500



TE Model / Part #1-1627187-0
H430/R2500



TE Model / Part #60922-1
.205 FAST TEST TAB BR



TE Model / Part #9-568176-6
CRIMPER, WIRE



TE Model / Part #9-917684-1
2.5 SGL DBL LOCK REC CONT

Documents

Product Drawings

FASTON .110 FLAG REC 22-18 AWG PTPBR

English

CAD Files

Customer View Model

ENG_CVM_CVM_61971-1_T.2d_dxf.zip

English

3D PDF



3D

Customer View Model

[ENG_CVM_CVM_61971-1_T.3d_igs.zip](#)

English

Customer View Model

[ENG_CVM_CVM_61971-1_T.3d_stp.zip](#)

English

By downloading the CAD file I accept and agree to the [Terms and Conditions](#) of use.

Datasheets & Catalog Pages

[82004 FASTON Terminals \(Insulated and Uninsulated\) Catalog - FASTON Receptacles Section](#)

English

Product Specifications

[Application Specification](#)

English