



### Main

Range	TeSys
Device short name	LA1SK
Product or component type	Auxiliary contact block
Product compatibility	LC1SK
Auxiliary contacts operation	Instantaneous
Pole contact composition	2 NC
Connections - terminals	Screw clamp terminals 1 cable(s) 1.5...6 mm <sup>2</sup> solid Screw clamp terminals 2 cable(s) 1.5...4 mm <sup>2</sup> solid Screw clamp terminals 1 cable(s) 0.5... 6 mm <sup>2</sup> flexible with cable end Screw clamp terminals 2 cable(s) 0.35... 2.5 mm <sup>2</sup> flexible with cable end Screw clamp terminals 1 cable(s) 0.35... 6 mm <sup>2</sup> flexible without cable end Screw clamp terminals 2 cable(s) 0.35... 1.5 mm <sup>2</sup> flexible without cable end

### Complementary

Mounting location	Front side
[Ui] rated insulation voltage	690 V conforming to IEC 60947 690 V conforming to BS 5424 690 V conforming to VDE 0110 group C 690 V conforming to CSA C22.2 No 14
[Ue] rated operational voltage	690 V AC <= 400 Hz
[Ith] conventional free air thermal current	10 A (at 55 °C)
Associated fuse rating	10 A gL conforming to IEC 60947 10 A gL conforming to VDE 0660
Tightening torque	0.8 N.m - on screw clamp terminals
Width	27 mm
Net weight	0.022 kg

### Environment





Standards	CSA C22.2 No 60947-5-1 EN/IEC 60947-5-1 UL 60947-5-1
Product certifications	CB Scheme CE UKCA EAC cULus
IP degree of protection	IP2X
Protective treatment	TC conforming to IEC 60068
Ambient air temperature for operation	-20...50 °C
Ambient air temperature for storage	-50...70 °C
Operating altitude	2000 m without derating

The information provided in this documentation contains general descriptions and/or technical characteristics of the performance of the products contained herein. This documentation is not intended as a substitute for and is not to be used for determining suitability or reliability of these products for specific user applications. It is the duty of any such user or integrator to perform the appropriate and complete risk analysis, evaluation and testing of the products with respect to the relevant specific application or use thereof. Neither Schneider Electric Industries SAS nor any of its affiliates or subsidiaries shall be responsible or liable for misuse of the information contained herein.

## Packing Units

Unit Type of Package 1	PCE
Number of Units in Package 1	1
Package 1 Height	3.6 cm
Package 1 Width	4.2 cm
Package 1 Length	5.3 cm
Package 1 Weight	28.0 g
Unit Type of Package 2	S01
Number of Units in Package 2	60
Package 2 Height	15.0 cm
Package 2 Width	15.0 cm
Package 2 Length	40.0 cm
Package 2 Weight	1.803 kg

## Offer Sustainability

Sustainable offer status	Green Premium product
REACH Regulation	 <a href="#">REACH Declaration</a>
EU RoHS Directive	Compliant  <a href="#">EU RoHS Declaration</a>
Mercury free	Yes
China RoHS Regulation	 <a href="#">China RoHS Declaration</a>
RoHS exemption information	 <a href="#">Yes</a>
Environmental Disclosure	 <a href="#">Product Environmental Profile</a>
Circularity Profile	 <a href="#">End Of Life Information</a>
WEEE	The product must be disposed on European Union markets following specific waste collection and never end up in rubbish bins

## Contractual warranty

Warranty	18 months
----------	-----------