

Main

Range compatibility	Lexium SD3
Product or component type	Motion control motor
Device short name	BRS3
Maximum mechanical speed	3000 rpm
Motor type	3-phase stepper motor
Number of motor poles	6
Supply voltage limits	230 V AC 325 V DC
Mounting support	Flange
Motor flange size	110 mm
Length	228 mm
Centring collar diameter	56 mm

Complementary

Centring collar depth	3 mm
Number of mounting holes	4
Mounting holes diameter	9 mm
Circle diameter of the mounting holes	125.86 mm
Electrical connection	Connector
Feedback type	Index pulse
Speed feedback resolution	10000 points/turn
Holding brake	Without
Shaft end	Parallel key
Second shaft	With second shaft end
Shaft diameter	19 mm
Shaft length	40 mm
Nominal torque	16.5 N.m
Peak stall torque	16.45 N.m
Continuous stall torque	16.45 N.m
Holding torque	19.7 N.m
Rotor inertia	16 kg.cm ²
Resolution	1.8 °, 0.9 °, 0.72 °, 0.36 °, 0.18 °, 0.09 °, 0.072 °, 0.036 ° step angle 200, 400, 500, 1000, 2000, 4000, 5000, 10000 steps number of full steps per revolution 1000 points/turn
Accuracy error	+/- 6 arc min
Maximum starting frequency	4.7 kHz
[In] rated current	4.75 A
Resistance	1.9 Ohm (winding)
Time constant	22 ms
Maximum radial force Fr	150 N (second shaft end) 300 N (first shaft end)
Maximum axial force Fa	330 N (tensile force) 60 N (force pressure)
Service life in hours	20000 h (bearing)
Angular acceleration	200000 rad/s ²
Net weight	11.2 kg






Environment

Standards	EN 50347 IEC 60072-1
Type of cooling	Natural convection
Ambient air temperature for operation	-25...40 °C
Ambient air temperature for storage	-25...70 °C
Operating altitude	<= 1000 m without power derating
Relative humidity	15...85 % without condensation
Vibration resistance	20 m/s ² maximum A conforming to EN/IEC 60034-14
IP degree of protection	IP41 shaft bushing: conforming to EN/IEC 60034-5 IP56 total except shaft bushing: conforming to EN/IEC 60034-5
Temperature class	F winding conforming to IEC/EN 60034-1

Packing Units

Unit Type of Package 1	PCE
Number of Units in Package 1	1
Package 1 Height	19.0 cm
Package 1 Width	18.0 cm
Package 1 Length	39.0 cm
Package 1 Weight	11.8 kg

Offer Sustainability

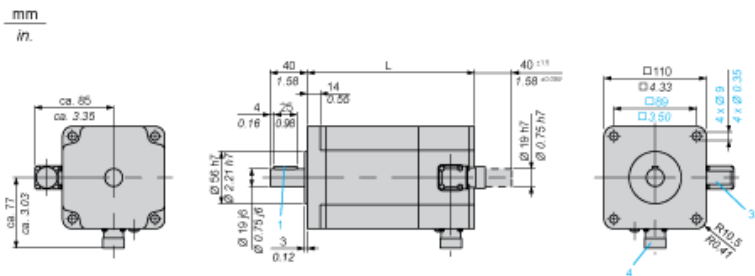
Sustainable offer status	Green Premium product
REACH Regulation	 REACH Declaration
EU RoHS Directive	Pro-active compliance (Product out of EU RoHS legal scope)  EU RoHS Declaration
Mercury free	Yes
China RoHS Regulation	 China RoHS Declaration
RoHS exemption information	 Yes
Environmental Disclosure	 Product Environmental Profile
WEEE	The product must be disposed on European Union markets following specific waste collection and never end up in rubbish bins
PVC free	Yes

Contractual warranty

Warranty	18 months
----------	-----------

Dimensions

3-Phase Stepper Motor in Connector Version



- 3 : Plug connection encoder (optional) 12 poles
4 : Plug connection motor 6 poles

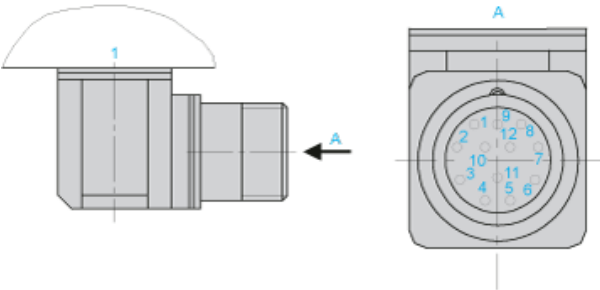
Dimensions in mm

L	Parallel key DIN 6885 (1)
228 ±1	6 x 6 x 25

Dimensions in in.

L	Parallel key DIN 6885 (1)
8.98 ±0.039	0.24 x 0.24 x 0.98

Wiring Diagram of Encoder Plug on BRS3••

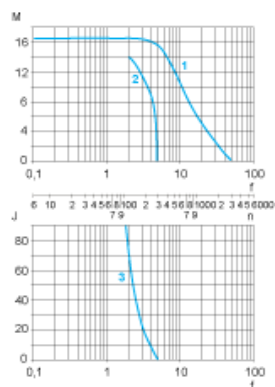


1 : Motor housing

Pin	Designation
1	A
2	A negated
3	B
4	B negated
5	C, I
6	C negated, I negated
7	5 V _{GND}
8	+ 5
9	-SENSE
10	+SENSE
11	Temperature sensor
12	Not connected

Torque Characteristics

Measurement at 1000 Steps/Revolution, Nominal Voltage DC Bus U_N and Phase Current I_N



- M : Torque in Nm
- n : Speed in rpm
- f : Frequency in kHz
- J : Rotor inertia in kg.cm²
- 1 : Pull-out torque
- 2 : Pull-in torque
- 3 : Maximum load inertia