



Relays, Contactors & Switches > Relays > Power Relays



Power Relay Type: **Standard**
Coil Magnetic System: **Monostable, DC**
Coil Power Rating Class: **500 – 600 mW**
Coil Power Rating DC: **500 mW**
Coil Resistance: **1100 Ω**

Features

Product Type Features

Power Relay Type	Standard
------------------	----------

Electrical Characteristics

Insulation Initial Dielectric Between Coil & Contact Class	4000 V
Insulation Initial Dielectric Between Open Contacts	2000 Vrms
Contact Limiting Making Current	120 A, 25 A
Coil Power Rating	.5 W
Contact Limiting Continuous Current	16 A
Insulation Creepage Class	8 mm
Insulation Initial Dielectric Between Contacts & Coil	4000 Vrms
Insulation Creepage Between Contact & Coil	8 mm[.315 in]
Coil Current	.024 A
Coil Magnetic System	Monostable, DC
Coil Power Rating Class	500 – 600 mW
Coil Power Rating DC	500 mW
Coil Resistance	1100 Ω
Coil Voltage Rating	24 VDC
Contact Switching Voltage (Max)	400 VAC
Contact Voltage Rating	250 VAC



Body Features

Product Weight	18 g[.635 oz]
----------------	---------------

Contact Features

Contact Plating Material	AgSnO
Contact Arrangement	1 Form A (NO)
Contact Current Class	10 – 20 A
Contact Current Rating (Max)	16 A
Contact Material	AgSnO2
Contact Number of Poles	1
Relay Terminal Type	PCB-THT

Termination Features

Relay Termination Type	Through Hole
------------------------	--------------

Mechanical Attachment

Relay Mounting Type	Printed Circuit Board
---------------------	-----------------------

Dimensions

Length Class (Mechanical)	25 – 30 mm
Base Dimensions	29x12.6 mm
Dimensions (L x W x H) (Approximate)	29 x 12.6 x 25.5 mm
Insulation Clearance Class	8 mm
Height Class (Mechanical)	25 – 30 mm
Insulation Clearance Between Contact & Coil	8 mm[.315 in]
Width Class (Mechanical)	12 – 16 mm
Product Width	12.6 mm[.496 in]
Product Length	29 mm[1.142 in]
Product Height	25.5 mm[1.004 in]

Usage Conditions

Environmental Ambient Temperature Class	-40 – 70 °C
Environmental Ambient Temperature (Max)	70 °C[158 °F]
Operating Temperature Range	-40 – 70 °C[-40 – 158 °F]

Packaging Features

Packaging Method	Box & Tube
------------------	------------



Product Compliance


For compliance documentation, visit the product page on TE.com>

EU RoHS Directive 2011/65/EU	Compliant
EU ELV Directive 2000/53/EC	Compliant
China RoHS 2 Directive MIIT Order No 32, 2016	No Restricted Materials Above Threshold
EU REACH Regulation (EC) No. 1907/2006	Current ECHA Candidate List: JUNE 2022 (224) Candidate List Declared Against: JUNE 2022 (224) Does not contain REACH SVHC
Halogen Content	Not Low Halogen - contains Br or Cl > 900 ppm.
Solder Process Capability	Wave solder capable to 265°C


Product Compliance Disclaimer

This information is provided based on reasonable inquiry of our suppliers and represents our current actual knowledge based on the information they provided. This information is subject to change. The part numbers that TE has identified as EU RoHS compliant have a maximum concentration of 0.1% by weight in homogenous materials for lead, hexavalent chromium, mercury, PBB, PBDE, DBP, BBP, DEHP, DIBP, and 0.01% for cadmium, or qualify for an exemption to these limits as defined in the Annexes of Directive 2011/65/EU (RoHS2). Finished electrical and electronic equipment products will be CE marked as required by Directive 2011/65/EU. Components may not be CE marked. Additionally, the part numbers that TE has identified as EU ELV compliant have a maximum concentration of 0.1% by weight in homogenous materials for lead, hexavalent chromium, and mercury, and 0.01% for cadmium, or qualify for an exemption to these limits as defined in the Annexes of Directive 2000/53/EC (ELV). Regarding the REACH Regulation, the information TE provides on SVHC in articles for this part number is based on the latest European Chemicals Agency (ECHA) 'Guidance on requirements for substances in articles' posted at this URL: <https://echa.europa.eu/guidance-documents/guidance-on-reach>


Compatible Parts




TE Part # 1393230-7
RP3SL005




TE Part # 1393230-9
RP3SL012




TE Part # 1-1393230-2
RP3SL048




TE Part # 1-1393230-3
RP3SL060



TE Part # 1393230-6
RP3SLF24



TE Part # 1-1393230-0
RP3SL018



TE Part # 1393230-8
RP3SL006



Customers Also Bought

TE Part #2-1623732-6
BCHE 7 W 2K2 5%

TE Part #1-1393239-1
RT114018

TE Part #9-1415536-4
PT381024

TE Part #1-2329328-2
PB OFF/ON HC RED M3 TERM. IP68

TE Part #9-2176414-4
7W STD M/OX 5% 150K

TE Part #2-2176381-9
RQ 0805 24K3 0.1% 10PPM 5K RL

TE Part #207121-8
METRIMATE PIN HEADER ASSY,36P

TE Part #2329328-9
PB OFF/ON HC GRE M2 TERM. IP68

TE Part #3-2176375-9
RQ 0805 2K87 0.1% 10PPM 1K RL

Documents

- CAD Files

3D PDF

3D

Customer View Model

ENG_CVM_CVM_1-1393230-1_A.2d_dxf.zip

English

Customer View Model

ENG_CVM_CVM_1-1393230-1_A.3d_igs.zip

English

Customer View Model

ENG_CVM_CVM_1-1393230-1_A.3d_stp.zip

English

By downloading the CAD file I accept and agree to the [Terms and Conditions](#) of use.

- Datasheets & Catalog Pages

Special Load PCB Relay RP3SL

English



Product Specifications

Definitions General Purpose Relays

English

Agency Approvals

VDE Certificate

English