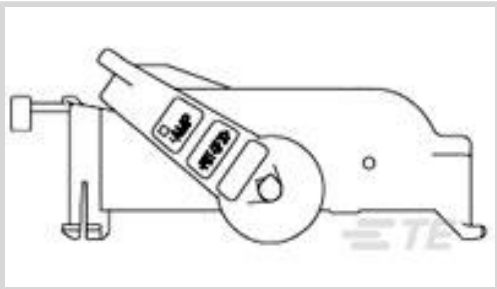




Connectors > Automotive, Truck, Bus, & Off-Road Connectors > Connector Accessories > Connector Caps & Covers



Accessory Type: **Cover Assembly**
Cable Exit Angle: **90 (Right Angle)**
Strain Relief: **With**
Color: **Black**
Material: **PBT GF**

Features

Product Type Features

Accessory Type	Cover Assembly
Strain Relief	With
Connector System	Wire-to-Board, Wire-to-Device
Sealable	Yes

Configuration Features

Number of Positions	81
---------------------	----

Body Features

Cable Exit Angle	90 (Right Angle)
Color	Black
Material	PBT GF

Usage Conditions

Operating Temperature Range	-40 – 120 °C[-40 – 248 °F]
-----------------------------	----------------------------

Packaging Features

Packaging Method	Bag
Packaging Quantity	70

Product Compliance

[For compliance documentation, visit the product page on TE.com>](#)

EU RoHS Directive 2011/65/EU	Compliant
------------------------------	-----------



EU ELV Directive 2000/53/EC	Compliant
China RoHS 2 Directive MIIT Order No 32, 2016	No Restricted Materials Above Threshold
EU REACH Regulation (EC) No. 1907/2006	Current ECHA Candidate List: JUL 2019 (201) Candidate List Declared Against: JUL 2019 (201) Does not contain REACH SVHC
EU REACH Regulation (EC) No. 1907/2006	Current ECHA Candidate List: JUL 2019 (201) Candidate List Declared Against: JUL 2019 (201)
Halogen Content	Low Halogen - Br, Cl, F, I < 900 ppm per homogenous material. Also BFR/CFR/PVC Free
Solder Process Capability	Not applicable for solder process capability

Product Compliance Disclaimer

This information is provided based on reasonable inquiry of our suppliers and represents our current actual knowledge based on the information they provided. This information is subject to change. The part numbers that TE has identified as EU RoHS compliant have a maximum concentration of 0.1% by weight in homogenous materials for lead, hexavalent chromium, mercury, PBB, PBDE, DBP, BBP, DEHP, DIBP, and 0.01% for cadmium, or qualify for an exemption to these limits as defined in the Annexes of Directive 2011/65/EU (RoHS2). Finished electrical and electronic equipment products will be CE marked as required by Directive 2011/65/EU. Components may not be CE marked. Additionally, the part numbers that TE has identified as EU ELV compliant have a maximum concentration of 0.1% by weight in homogenous materials for lead, hexavalent chromium, and mercury, and 0.01% for cadmium, or qualify for an exemption to these limits as defined in the Annexes of Directive 2000/53/EC (ELV). Regarding the REACH Regulations, TE’s information on SVHC in articles for this part number is still based on the European Chemical Agency (ECHA) ‘Guidance on requirements for substances in articles’(Version: 2, April 2011), applying the 0.1% weight on weight concentration threshold at the finished product level. TE is aware of the European Court of Justice ruling of September 10th, 2015 also known as O5A (Once An Article Always An Article) stating that, in case of ‘complex object’, the threshold for a SVHC must be applied to both the product as a whole and simultaneously to each of the articles forming part of its composition. TE has evaluated this ruling based on the new ECHA “Guidance on requirements for substances in articles” (June 2017, version 4.0) and will be updating its statements accordingly.

Compatible Parts




Also in the Series | MQS



Automotive Connector Caps & Covers (138)



Automotive Connector EMC Shielding (2)



Automotive Connector Locks & Position Assurance(29)



Automotive Seals & Cavity Plugs(27)



Automotive, Truck, Bus, & Off-Road Headers(207)



Automotive, Truck, Bus, & Off-Road Housings(502)



Automotive, Truck, Bus, & Off-Road Terminals(98)

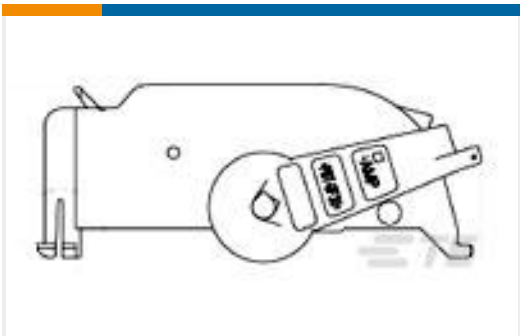


Data Connectivity Headers(1)



Other Automotive Connector Accessories(13)

Customers Also Bought



TE Model / Part #1473250-1
MQS 81P LEVER(L) ASSY



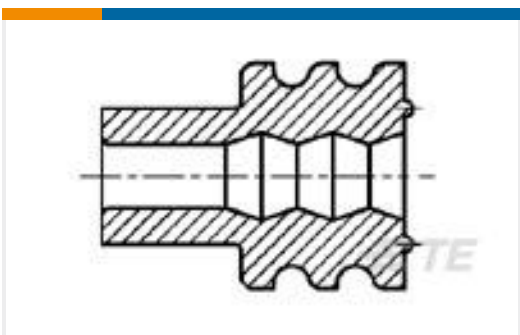
TE Model / Part #1473255-1
MQS 40P LEVER(L) ASSY



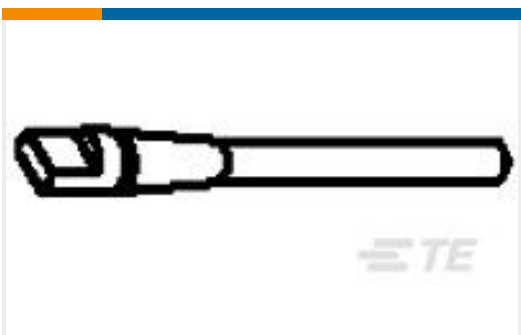
TE Model / Part #368382-1
MQS RETAINER HSG FOR 81P



TE Model / Part #368388-1
MQS RETAINER HSG FOR 40P



TE Model / Part #963292-1
WIRE SEALING 2,2



TE Model / Part #936054-1
CAVITY PLUG(ECU 40P&81P ASSY)

Documents



Product Drawings

MQS 81P LEVER(R) ASSY

English

CAD Files

3D PDF

3D

Customer View Model

ENG_CVM_CVM_1473247-1_A.2d_dxf.zip

English

Customer View Model

ENG_CVM_CVM_1473247-1_A.3d_igs.zip

English

Customer View Model

ENG_CVM_CVM_1473247-1_A.3d_stp.zip

English

By downloading the CAD file I accept and agree to the [Terms and Conditions](#) of use.

Product Specifications

Application Specification

English

Application Specification

English

Instruction Sheets

Instruction Sheet (non U.S.)

English

Instruction Sheet (non U.S.)

English

UNSEALED GET/MCP 81/40 SLIDER LEVER TYPE CONNECTOR

Japanese

Instruction Sheet (non U.S.)

Japanese