




Connectors > D-Shaped Connectors > D-Sub Connectors > PCB D-Sub Connectors



Connector & Housing Type: **Receptacle**

Connector System: **Board-to-Board**

Number of Positions: **9**

Centerline (Pitch): **2.74 mm [.108 in]**

Number of Rows: **2**

Features

Product Type Features

Grounding Indents	Without
Grounding Straps	Without
Shell Type	Front Metal Shell
Connector & Housing Type	Receptacle
Connector System	Board-to-Board
D-Sub Shell Size	1
Sealable	No
Connector & Contact Terminates To	Printed Circuit Board
Product Type	Connector

Configuration Features

Number of Positions	9
Number of Rows	2
PCB Mount Orientation	Vertical
Preloaded	Yes



Body Features

Plastic	No
Female Screwlock Material	Zinc
Connector Profile	Standard
Shell Material	Carbon Steel
Shell Plating Material	Tin
Post Size	.66 mm[.026 in]

Contact Features

Contact Mating Area Plating Material	Gold
Contact Underplating Material	Nickel
PCB Contact Termination Area Plating Material	Tin
Contact Base Material	Phosphor Bronze
Contact Shape & Form	Round
Contact Current Rating (Max)	6 A
	30 μin

Termination Features

Grounding Clips	Without
Termination Method to Printed Circuit Board	Through Hole - Solder
Termination Post Length	3.18 mm[.125 in]

Mechanical Attachment

Panel Mount Feature	Without
PCB Mount Retention	With
PCB Mount Retention Type	4-40 Retention Screwlock
Mating Retention	Without
Connector Mounting Type	Board Mount
Mounting Hole Diameter	3.07 mm[.121 in]

Housing Features

Centerline (Pitch)	2.74 mm[.108 in]
Housing Material	PBT

Dimensions

Row-to-Row Spacing	2.84 mm[.112 in]
PCB Thickness (Recommended)	1.57 mm[.062 in]



Usage Conditions

Operating Temperature Range	-55 – 105 °C[-67 – 221 °F]
-----------------------------	----------------------------

Operation/Application

Circuit Application	Signal
---------------------	--------

Industry Standards

UL Flammability Rating	UL 94V-0
------------------------	----------

Packaging Features

Packaging Method	Tube
Packaging Quantity	17

Other

Comment	All receptacle assemblies are preloaded with size 20 DF posted socket contacts.
---------	---

Product Compliance

For compliance documentation, visit the product page on TE.com>

EU RoHS Directive 2011/65/EU	Compliant with Exemptions
EU ELV Directive 2000/53/EC	Compliant with Exemptions
China RoHS 2 Directive MIIT Order No 32, 2016	Restricted Materials Above Threshold
EU REACH Regulation (EC) No. 1907/2006	Current ECHA Candidate List: JAN 2020 (205) Candidate List Declared Against: JAN 2020 (205) Pb (3.7% in Component Part)
EU REACH Regulation (EC) No. 1907/2006	Current ECHA Candidate List: JAN 2020 (205) Candidate List Declared Against: JAN 2020 (205)
Halogen Content	Not Low Halogen - contains Br or Cl > 900 ppm.
Solder Process Capability	Wave solder capable to 265°C










Product Compliance Disclaimer

This information is provided based on reasonable inquiry of our suppliers and represents our current actual knowledge based on the information they provided. This information is subject to change. The part numbers that TE has identified as EU RoHS compliant have a maximum concentration of 0.1% by weight in homogenous materials for lead, hexavalent chromium, mercury, PBB, PBDE, DBP, BBP, DEHP, DIBP, and 0.01% for cadmium, or qualify for an exemption to these limits as defined in the Annexes of Directive 2011/65/EU (RoHS2). Finished electrical and electronic equipment products will be CE marked as required by Directive 2011/65/EU. Components may not be CE marked. Additionally, the part numbers that TE has identified as EU ELV compliant have a maximum concentration of 0.1% by weight in homogenous materials for lead, hexavalent chromium, and mercury, and 0.01% for cadmium, or qualify for an exemption to these limits



as defined in the Annexes of Directive 2000/53/EC (ELV). Regarding the REACH Regulations, TE’s information on SVHC in articles for this part number is still based on the European Chemical Agency (ECHA) ‘Guidance on requirements for substances in articles’(Version: 2, April 2011), applying the 0.1% weight on weight concentration threshold at the finished product level. TE is aware of the European Court of Justice ruling of September 10th, 2015 also known as O5A (Once An Article Always An Article) stating that, in case of ‘complex object’, the threshold for a SVHC must be applied to both the product as a whole and simultaneously to each of the articles forming part of its composition. TE has evaluated this ruling based on the new ECHA “Guidance on requirements for substances in articles” (June 2017, version 4.0) and will be updating its statements accordingly.

Compatible Parts

 <p>TE Model / Part # 1-745492-7 09 HDE MS PLUG,26-30,LEAD FREE</p>	 <p>TE Model / Part # 1-745492-8 09 HDE MS PLUG,22-26,LEAD FREE</p>	 <p>TE Model / Part # 747515-7 09 HDE PMOLD PLUG, LEAD FREE</p>	 <p>TE Model / Part # 206509-1 SIZE 20 KEYING PLUG</p>
 <p>TE Model / Part # 1-745492-9 PLUG ASSY,9P,HDE,MS</p>	 <p>TE Model / Part # 1658608-4 09 POS HDF PLUG, MS, LEAD FREE</p>	 <p>TE Model / Part # 1658613-4 09 POS HDF PLUG, MS, LEAD FREE</p>	 <p>TE Model / Part # 5746862-4 9 POS HDF PLUG, MS</p>
 <p>TE Model / Part # 1-747944-5 09 SHLDG ENCL PLUG,LEAD FREE</p>			

Also in the Series | [AMPLIMITE HD-20](#)


PCB D-Sub Connectors(354)

Customers Also Bought



TE Model / Part #5748612-1
25 RCPT SP/FMS BRDLK

TE Model / Part #5650473-5
ASSY,PIN,EUROCARD,TYPE C,LEAD-

TE Model / Part #221789-1
JACK,PCB,SERIES SMA

TE Model / Part #5787683-1
15 RCPT SP/FMS SCRLK

TE Model / Part #5-146280-2
02 MODII HDR SRST B/A .100CL

TE Model / Part #5557969-1
MJ,TE,8P/8C,SHLD,PNL STOPS&G

TE Model / Part #5787685-1
37 RCPT SP/FMS (RET SL)

TE Model / Part #390088-1
BLACK HSG WITH 30AU CONTACT

TE Model / Part #5-146280-3
03 MODII HDR SRST B/A .100CL

TE Model / Part #1-770178-1
06P MINI UMNL ASSY VO SNAU LF

Documents

Product Drawings

09 RCPT SP/FMS (RET SL)

English

CAD Files

3D PDF

3D

Customer View Model

ENG_CVM_CVM_5750678-1_A.2d_dxf.zip

English

Customer View Model

ENG_CVM_CVM_5750678-1_A.3d_igs.zip

English

Customer View Model

ENG_CVM_CVM_5750678-1_A.3d_stp.zip

English

By downloading the CAD file I accept and agree to the [Terms and Conditions](#) of use.

Datasheets & Catalog Pages



AMPLIMITE Subminiature D Connectors - Straight Posted Connectors

English

Product Specifications

Application Specification

English

Product Environmental Compliance

MD_5750678-1_03072018147_dmtec

English

MD_5750678-1_03072018147_dmtec

English

Agency Approvals

UL Report

English