



TE Internal #: 1551576-5
PCB Spring Contact, Preloaded - C-Clip, Scalable, Uncompressed
Height 3.4 mm [.134 in], Length 3.26 mm [.128 in], Width .055 in [1.4 mm]
[View on TE.com >](#)

Terminals & Splices > Contacts > PCB Spring Contacts



Spring Finger Type: **Preloaded - C-Clip**
Scalable: **Yes**
Side Protected: **No**
Uncompressed Height: **3.4 mm [.134 in]**
Contact Length: **3.26 mm [.128 in]**

Features

Product Type Features

Spring Finger Type	Preloaded - C-Clip
Scalable	Yes
Connector System	Board-to-Board
Sealable	No
Connector & Contact Terminates To	Printed Circuit Board

Configuration Features

Side Protected	No
Number of Positions	1

Contact Features

Contact Underplating Material	Nickel
PCB Contact Termination Area Plating Material	Gold
Contact Base Material	Stainless Steel
Contact Length	3.26 mm[.128 in]
Contact Width	1.4 mm[.055 in]



Contact Working Range (Low)	3.1 mm[.122 in]
Contact Working Range (High)	2.5 mm[.098 in]
Point of Contact Area Plating Material	Gold
Contact Current Rating (Max)	.5 A

Dimensions

Uncompressed Height	3.4 mm[.134 in]
---------------------	-----------------

Usage Conditions

Operating Temperature Range	-40 – 85 °C, -40 – 85 °C[-40 – 185 °F][-40 – 185 °F]
-----------------------------	--

Operation/Application

Circuit Application	Signal
---------------------	--------

Packaging Features

Packaging Quantity	4000
Packaging Method	Tape & Reel

Product Compliance

For compliance documentation, visit the product page on TE.com>

EU RoHS Directive 2011/65/EU	Compliant
EU ELV Directive 2000/53/EC	Compliant
China RoHS 2 Directive MIIT Order No 32, 2016	No Restricted Materials Above Threshold
EU REACH Regulation (EC) No. 1907/2006	Current ECHA Candidate List: JAN 2020 (205) Candidate List Declared Against: JUL 2019 (201) Does not contain REACH SVHC
EU REACH Regulation (EC) No. 1907/2006	Current ECHA Candidate List: JAN 2020 (205) Candidate List Declared Against: JUL 2019 (201)
Halogen Content	Low Halogen - Br, Cl, F, I < 900 ppm per homogenous material. Also BFR/CFR/PVC Free
Solder Process Capability	Reflow solder capable to 260°C

Product Compliance Disclaimer

This information is provided based on reasonable inquiry of our suppliers and represents our current actual knowledge based on the information they provided. This information is subject to change. The part numbers that TE has identified as EU RoHS compliant have a maximum concentration of 0.1% by weight in homogenous materials for lead, hexavalent




chromium, mercury, PBB, PBDE, DBP, BBP, DEHP, DIBP, and 0.01% for cadmium, or qualify for an exemption to these limits as defined in the Annexes of Directive 2011/65/EU (RoHS2). Finished electrical and electronic equipment products will be CE marked as required by Directive 2011/65/EU. Components may not be CE marked. Additionally, the part numbers that TE has identified as EU ELV compliant have a maximum concentration of 0.1% by weight in homogenous materials for lead, hexavalent chromium, and mercury, and 0.01% for cadmium, or qualify for an exemption to these limits as defined in the Annexes of Directive 2000/53/EC (ELV). Regarding the REACH Regulations, TE’s information on SVHC in articles for this part number is still based on the European Chemical Agency (ECHA) ‘Guidance on requirements for substances in articles’(Version: 2, April 2011), applying the 0.1% weight on weight concentration threshold at the finished product level. TE is aware of the European Court of Justice ruling of September 10th, 2015 also known as O5A (Once An Article Always An Article) stating that, in case of ‘complex object’, the threshold for a SVHC must be applied to both the product as a whole and simultaneously to each of the articles forming part of its composition. TE has evaluated this ruling based on the new ECHA “Guidance on requirements for substances in articles” (June 2017, version 4.0) and will be updating its statements accordingly.

Compatible Parts




TE Model / Part # 2305018-2
USB TYPE C, REC IPX8 ON BOARD
DUAL SMT


Customers Also Bought




TE Model / Part #2-2176347-5
CRGCQ 2010 1K0 1%




TE Model / Part #2118718-2
STD SHIELD FRAME, CRS-26.21X26.
21X5.08MM




TE Model / Part #2176326-5
CRGP 0603 22R 1%




TE Model / Part #1775073-1
SHIELD FINGER 434025N7




TE Model / Part #1551575-5
Shield Finger, Loose Piece



TE Model / Part #1551574-5
Shield Finger, Loose Piece



TE Model / Part #1571625-1
TACT,6X6,SMT,J-LEAD,50GF



TE Model / Part #1-1775333-0
ZIF FPC 0.5, 2H, 10P



Documents

Product Drawings

Shield Finger, 3.4mm

English

CAD Files

Customer View Model

ENG_CVM_CVM_1551576-5_A.2d_dxf.zip

English

3D PDF

3D

Customer View Model

ENG_CVM_CVM_1551576-5_A.3d_igs.zip

English

Customer View Model

ENG_CVM_CVM_1551576-5_A.3d_stp.zip

English

By downloading the CAD file I accept and agree to the [Terms and Conditions](#) of use.

Product Specifications

Product Specification

English

Product Environmental Compliance

Product Compliance

English

Product Compliance

English