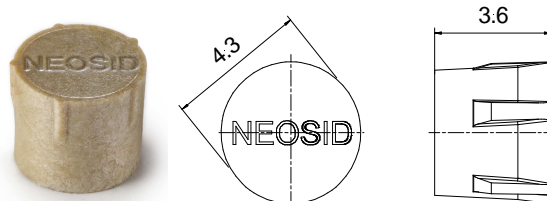


# HF 13.56MHz **NEOTAG®** Plug MFG4335 for metal objects

## Application Area

- Maintenance and upkeep
- Tool management
- Identification of connectors and sockets; Smart Connect
- Production tracking
- Counterfeit protection



Maximum mechanical dimensions in mm

## Technical Specifications

Part Number	00 7040 33; Passive transponder with press fit case, RoHS compliant <b>Fully automated production in Germany. 100% outgoing inspection of frequency and functionality.</b>
Supported Standards	HF 13.56 MHz ISO/IEC 15 693 with anti-collision algorithm
Resonance frequency in Air	13.1 MHz $\pm$ 300 kHz
IC TYP	NXP ICODE SLIX *
Security and Privacy aspects	64 bit <b>Unique IDentifier</b> (UID). Password (32 bit) protected EAS and AFI functionality. Write protection for each user memory block. *
EEPROM Memory	Write- / read-function; 1024 bit, 32 blocks with 4 bytes each *
User Data Memory	896 bit, 28 blocks with 4 bytes each *
Write Endurance	100000 cycles *
Data Retention:	50 years *
Fast Data Transfer Rate:	Up to 53 kbit per second *
Simultaneous Reading	Up to 50 NeoTAG® per second (Depending on reading device and antenna)
Temperature Resistance:	-20°C to +85°C (operating temperature for reading / writing * ) +200°C (maximum ambient temperature for 5 hours) +220°C (maximum ambient temperature for 2 hours) +275°C (maximum ambient temperature for 15 minutes)
Maximum mechanical pressure load	NeoTAG® standing $\leq$ 500N NeoTAG® recumbent $\leq$ 440N
Storage Temperature without Carrier Tape	-40°C to +125°C
Equipment Qualification	Temperature shock und humidity according MIL-STD-202 standard Ultrasonic bath for 15 minutes at 60°C in distilled water Drop test 100 times from 2 meters height on concrete (in reference block)
Typical Reading Distance	50mm in metallic reference block **, with an output power of 1 Watt and $\varnothing$ 65mm reading antenna, located in center of reading antenna. Installation of NeoTAG® Plug with logo facing reading antenna.
Special characteristics	With press fit case for quick and easy assembly





\* According to manufacturer data specifications (NXP). For more details please check [www.nxp.com](http://www.nxp.com)

## HF 13.56MHz **NEOTAG®** Plug MFG4335

### NeoTAG® Installation and Measuring Conditions

Positioning the transponder in the center of the metal reference block facing the reader antenna is recommended. This is maximizing the reading sensitivity. Further information regarding the installation of reading antenna and reader are available upon request.



\*\* Metallic reference block Ø 25mm; H=6mm with hole Ø 4.0 mm and slot.

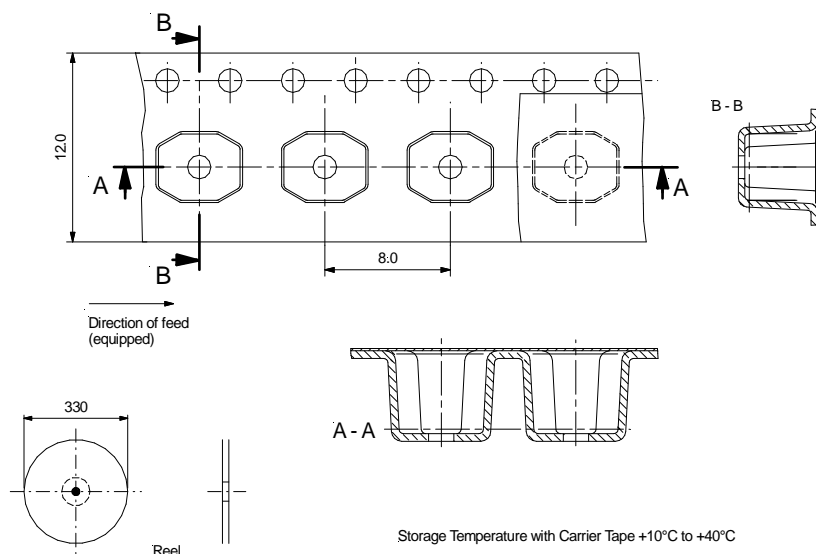
The reading range depends on installation situation and environment variables.

### NeoTAG® Plug Installation

Recommendation for the press fit inner Diameter: Ø 4.0mm, 3.7mm depth  
 Other options for fixing are bonding or potting.

### Packaging

Blister packing: 1700 pcs / reel. UID numbers attached as text file.



Storage Temperature with Carrier Tape +10°C to +40°C

Note on recommendations and representations: The final qualification is to be made by the customer. Indicated values are approximate values and can be affected by the installation situation and environment variable.