


AMP Power Series 50 Connectors (2-Pole Battery)

Product Facts

- **Color-coded UL 94V-0** housings: gray, red, blue, yellow and black; other colors available upon request
Note: Black color housing has the same mechanical key as the gray housing
- **Mechanical keys** help prevent two different voltage color-coded housings from mating
- **Polarity (+ and -)** molded into housings
- **Genderless housings** reduce inventory
- **Cold-headed contact wire** range: 6, 8, 10-12 AWG (Taped version of the cold-headed contacts available.)
- **File No. E28476** 

Material and Finish

Housing—Polycarbonate, UL 94V-0
Retaining Spring—Stainless Steel
Contacts—Copper with silver plating
Reducing Bushings—Copper with silver plating

Electrical Characteristics

Current Carrying Capability—
 50 Amps per circuit w/6 AWG wire
Max. Operating Voltage—600 V, AC or DC
Dielectric Withstanding Voltage—
 2200 VDC
Average Initial Contact Resistance—200 micro-ohms

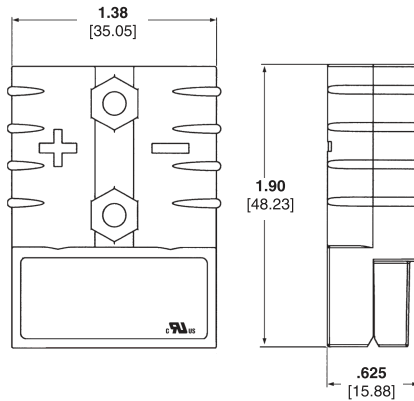
Mechanical Characteristics

Contact Retention—50 lbs. [222.4 N]
Average Mating/Unmating Force—
 15 lbs. [66.7 N]
Max. Wire Insulation Diameter—
 .44 [11.18]
Wire Size Range—6-12 AWG (also
 6-16 AWG w/Reducing Bushings)

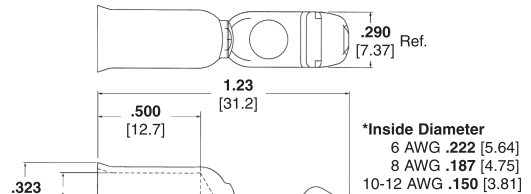
Related Product Data

Accessories—page 151

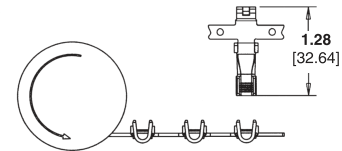
2-Pole Housing



Cold-headed Contact



Stamped and Formed Contact (on Reel)



AMP Power Series 50 (2-Pole)

Housing ^{2,3}		Contact ²		Connector Kit
Color	Part Number	Wire Size	Part Number	Part Number ¹
Red	647845-3	6 AWG	647877-1	647892-3
		10-12 AWG	647879-1	647893-3
Gray	647845-4	6 AWG	647877-1	647892-4
		10-12 AWG	647879-1	647893-4
Blue	647845-5	6 AWG	647877-1	647892-5
		10-12 AWG	647879-1	647893-5
Black ⁴	647845-7	6 AWG	647877-1	647892-7
		10-12 AWG	647879-1	647893-7
Yellow	647845-8	6 AWG	647877-1	647892-8
		10-12 AWG	647879-1	647893-8
Cold-headed Contact		8 AWG	647878-1	—
⁵ Stamped and Formed contacts, on Reel		6-10 AWG	1604433-17	
⁶ Stamped and Formed contacts, on Reel		10-12 AWG	1604433-27	

¹ 1 Housing and 2 contacts.

² Housings and contacts are bulk packaged.

³ Mechanical keys molded in housings generally will engage only with housings of same color.

⁴ Black color housing has the same mechanical key as the gray housing.

⁵ Use Heavy Duty Mini-Applicator (HDM) for 6 to 8 AWG - Part Number 1385663-2

(Use with AMP-O-LECTRIC Model K Terminator)

⁶ Use Heavy Duty Mini-Applicator (HDM) for 10 to 12 AWG - Part Number 1385664-2

(Use with AMP-O-LECTRIC Model K Terminator)

⁷ Use Power Lock Machine Part Number 68296-1

Voltage Key Color Chart

Housing Color	Voltage
Yellow	12V
Red	24V
Gray	36V
Blue	48V
Black	80V

Color code given for various voltages is only a suggestion, other codes and keys available upon request.

Note: All part numbers are RoHS compliant.