

Surface Mount Fuse, PTC, 1210 footprint, 3.2 x 2.6 mm, 30 VDC



6.0 - 30.0VDC · 0.05 - 1.5A

See below:
[Approvals and Compliances](#)

Description

- Directly solderable on printed circuit boards
- 100% compatible with the PFMU type

Applications

- Game console port protection
- PC motherboards
- Cellular Phone

References

[Packaging Details](#)

Weblinks

[pdf datasheet](#), [html-datasheet](#), [General Product Information](#), [Packaging details](#), [Distributor-Stock-Check](#), [Detailed request for product](#)

Technical Data

V max	6.0 - 30.0 VDC
I max	10 - 40 A
I hold	0.05 - 1.5 A
Attachment	PCB, SMT
Allowable Operation Temperature	-40 °C to 85 °C
Material: Terminals	Electroless Nickel under Immersion Gold
Storage Conditions	0 °C to 40 °C, max. 70% r.h.
Product Marking	I hold, Data Code

Soldering Methods	Reflow Soldering Profile
Solderability	245 °C / 3 sec
Resistance to Soldering Heat	260 °C / 10 sec
Passing Aging	+85 °C, 1000 Hours -> +/- 5% Typical Resistance Change
Humidity Aging	+85 °C, 85% r.h., 1000 Hours -> +/- 5% Typical Resistance Change
Thermal Shock	+85 °C to -40 °C, 20 Times -> +/- 10% Typical Resistance Change
Vibration	MIL-STD-883C, Method 2007.1, Test Condition A
Resistance to Solvents	MIL-STD-202, Methode 215

Approvals and Compliances

Detailed information on product approvals, code requirements, usage instructions and detailed test conditions can be looked up in [Details about Approvals](#)

Approvals

The approval mark is used by the testing authorities to certify compliance with the safety requirements placed on electronic products.

Approval Reference Type: PFUF

Approval Logo	Certificates	Certification Body	Description
	TUEV Approvals	TUEV	Technischer Überwachungsverein
	UL Approvals	UL	UL File Number: E172175

Product standards

Product standards that are referenced

Organization	Design	Standard	Description
	Designed according to	UL 1434	Thermistor-type devices
	Designed according to	CSA 22.2 No. 0 TIL No. CA-3A	General requirements - Canadian electrical code, part II





Application standards

Application standards where the product can be used

Organization	Design	Standard	Description
	Designed for applications acc.	IEC/UL 60950	IEC 60950-1 includes the basic requirements for the safety of information technology equipment.

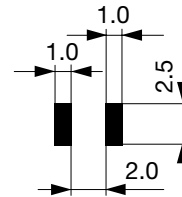
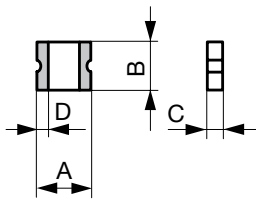
Compliances

The product complies with following Guide Lines


Identification	Details	Initiator	Description
	CE declaration of conformity	SCHURTER AG	The CE marking declares that the product complies with the applicable requirements laid down in the harmonisation of Community legislation on its affixing in accordance with EU Regulation 765/2008.
	RoHS	SCHURTER AG	EU Directive RoHS 2011/65/EU
	China RoHS	SCHURTER AG	The law SJ / T 11363-2006 (China RoHS) has been in force since 1 March 2007. It is similar to the EU directive RoHS.
	REACH	SCHURTER AG	On 1 June 2007, Regulation (EC) No 1907/2006 on the Registration, Evaluation, Authorization and Restriction of Chemicals 1 (abbreviated as "REACH") entered into force.

Dimension [mm]

 3.2 mm



Part marking



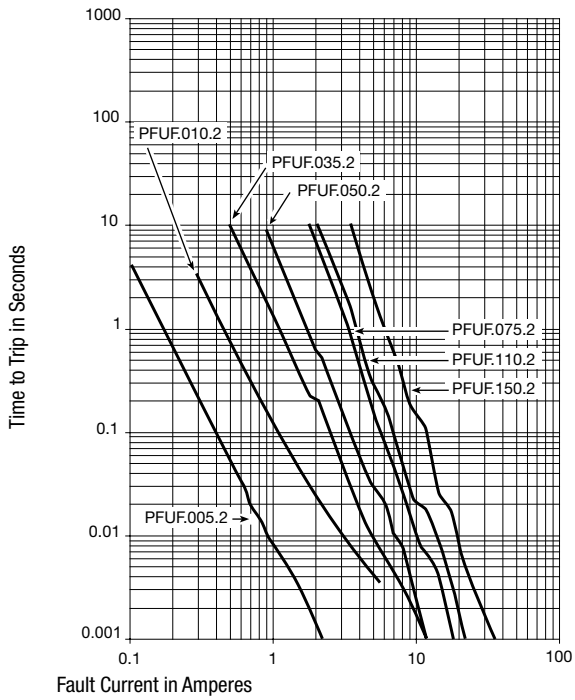
Part Identification:

- PFUF.005 = 0
- PFUF.010 = 1
- PFUF.020 = 2
- PFUF.035 = 3
- PFUF.050 = 4
- PFUF.075 = 5
- PFUF.110 = 6
- PFUF.150 = 8

Biweekly Date Code:

- Week 1 and 2 = A
- Week 51 and 52 = Z

Time-Current-Curves



Letter heights and Fonts

A min [mm]	A max [mm]	B min [mm]	Insert depth	C min [mm]	C max [mm]	D min [mm]	Order Number
3	3.43	2.35	2.8	0.8	1.1	0.3	PFUF.005.2
3	3.43	2.35	2.8	0.8	1.1	0.3	PFUF.010.2
3	3.43	2.35	2.8	0.8	1.1	0.3	PFUF.020.2
3	3.43	2.35	2.8	0.55	0.85	0.3	PFUF.035.2
3	3.43	2.35	2.8	0.55	0.85	0.3	PFUF.050.2
3	3.43	2.35	2.8	0.55	0.85	0.3	PFUF.075.2
3	3.43	2.35	2.8	0.55	0.85	0.3	PFUF.110.2
3	3.43	2.35	2.8	0.4	0.85	0.3	PFUF.150.2

Most Popular.

Availability for all products can be searched real-time: <https://www.schurter.com/en/Stock-Check/Stock-Check-SCHURTER>

Thermal Derating Chart Ihold [A]

Order Number	-40 °C	-20 °C	0 °C	23 °C	40 °C	50 °C	60 °C	70 °C	85 °C	Order Number
PFUF.005.2	0.08	0.07	0.06	0.05	0.04	0.04	0.03	0.03	0.02	PFUF.005.2
PFUF.010.2	0.15	0.13	0.12	0.1	0.09	0.08	0.07	0.06	0.05	PFUF.010.2
PFUF.020.2	0.32	0.28	0.24	0.2	0.18	0.16	0.14	0.12	0.1	PFUF.020.2
PFUF.035.2	0.51	0.46	0.4	0.35	0.3	0.27	0.24	0.22	0.18	PFUF.035.2
PFUF.050.2	0.76	0.66	0.58	0.5	0.42	0.38	0.35	0.29	0.23	PFUF.050.2
PFUF.075.2	1.1	0.97	0.86	0.75	0.64	0.58	0.55	0.47	0.39	PFUF.075.2
PFUF.110.2	1.6	1.42	1.26	1.1	0.94	0.86	0.8	0.7	0.58	PFUF.110.2
PFUF.150.2	2.3	2.02	1.76	1.5	1.24	1.11	1	0.85	0.65	PFUF.150.2

Most Popular.

Availability for all products can be searched real-time: <https://www.schurter.com/en/Stock-Check/Stock-Check-SCHURTER>

Electrical Characteristics at 23 °C

V max [VDC]	I max [A]	I hold [A]	I trip [A]	R initial min [Ω]	R 1hour max [Ω]	Max Time to trip [A]	Max Time to Trip [s]	Tripped Power Dissipation [W]	Order Number
30.0	10	0.05	0.15	2.8	50	0.25	1.5	0.60	PFUF.005.2
30.0	10	0.1	0.3	0.8	15	0.5	0.6	0.60	PFUF.010.2
30.0	10	0.2	0.4	0.4	5	8	0.02	0.60	PFUF.020.2
6.0	40	0.35	0.75	0.2	1.3	8	0.2	0.60	PFUF.035.2
13.2	40	0.5	1	0.18	0.9	8	0.1	0.60	PFUF.050.2
6.0	40	0.75	1.5	0.07	0.45	8	0.1	0.60	PFUF.075.2
6.0	40	1.1	2.2	0.05	0.21	5	1	0.60	PFUF.110.2
6.0	40	1.5	3	0.03	0.11	5	5	0.60	PFUF.150.2

Most Popular.

Availability for all products can be searched real-time: <https://www.schurter.com/en/Stock-Check/Stock-Check-SCHURTER>

Packaging Unit Blister Tape 18 cm Reel (3000 pcs.)