




Connectors > PCB Connectors > Wire-to-Board Connectors > Wire-to-Board Headers & Receptacles



PCB Connector Assembly Type: **PCB Mount Header**

PCB Mount Orientation: **Right Angle**

Number of Positions: **4**

Centerline (Pitch): **2.54 mm [.1 in]**

Termination Method to Printed Circuit Board: **Through Hole - Solder**

Features

Product Type Features

PCB Connector Assembly Type	PCB Mount Header
Header Type	Shrouded
Connector & Contact Terminates To	Printed Circuit Board

Configuration Features

PCB Mount Orientation	Right Angle
Number of Positions	4
Number of Rows	1

Electrical Characteristics

Termination Resistance	15 mΩ
Insulation Resistance	5000 MΩ
Dielectric Withstanding Voltage (Max)	600 V

Contact Features

Contact Mating Area Length	5.84 mm[.23 in]
Mating Square Post Dimension	.64 mm[.025 in]
Contact Retention Within Housing	Without
PCB Contact Termination Area Plating Material Thickness	2.54 – 5.08 μm[100 – 200 μin]
PCB Contact Termination Area Plating Material Finish	Matte
Contact Shape & Form	Square



PCB Contact Termination Area Plating Material	Tin-Lead
Contact Base Material	Brass
Contact Mating Area Plating Material	Gold
	30 µin
Contact Type	Pin
Contact Current Rating (Max)	3 A

Termination Features

Square Termination Post & Tail Dimension	.64 mm[.025 in]
Termination Post & Tail Length	3.3 mm[.13 in]
Termination Method to Wire & Cable	Crimp, Insulation Displacement Crimp (IDC)
Termination Method to Printed Circuit Board	Through Hole - Solder

Mechanical Attachment

Strain Relief	Without
PCB Mount Alignment	Without
Mating Retention	With
PCB Mount Retention	Without

Housing Features

Centerline (Pitch)	2.54 mm[.1 in]
Housing Color	Black
Housing Material	Thermoplastic

Dimensions

Connector Length	12.7 mm[.5 in]
Connector Height	13.59 mm[.535 in]
Row-to-Row Spacing	2.54 mm[.1 in]

Usage Conditions

Operating Temperature Range	-65 – 105 °C
-----------------------------	--------------

Operation/Application

Circuit Application	Signal
---------------------	--------

Industry Standards

Approved Standards	CSA LR7189, UL E28476
UL Flammability Rating	UL 94V-0

Packaging Features



Packaging Quantity	42
Packaging Method	Tube, Tube/Box

Other

Comment	Use Keying Tool No. 91417-1 to remove post for keying.
---------	--

Product Compliance

For compliance documentation, visit the product page on TE.com>

EU RoHS Directive 2011/65/EU	Not Compliant
EU ELV Directive 2000/53/EC	Not Compliant
China RoHS 2 Directive MIIT Order No 32, 2016	Restricted Materials Above Threshold
EU REACH Regulation (EC) No. 1907/2006	Current ECHA Candidate List: JAN 2020 (205) Candidate List Declared Against: JAN 2020 (205) Pb (13% in Component Part)
EU REACH Regulation (EC) No. 1907/2006	Current ECHA Candidate List: JAN 2020 (205) Candidate List Declared Against: JAN 2020 (205)
Halogen Content	BFR/CFR/PVC Free, but Br/Cl >900 ppm in other sources.
Solder Process Capability	Reflow solder capable to 260°C

Product Compliance Disclaimer

This information is provided based on reasonable inquiry of our suppliers and represents our current actual knowledge based on the information they provided. This information is subject to change. The part numbers that TE has identified as EU RoHS compliant have a maximum concentration of 0.1% by weight in homogenous materials for lead, hexavalent chromium, mercury, PBB, PBDE, DBP, BBP, DEHP, DIBP, and 0.01% for cadmium, or qualify for an exemption to these limits as defined in the Annexes of Directive 2011/65/EU (RoHS2). Finished electrical and electronic equipment products will be CE marked as required by Directive 2011/65/EU. Components may not be CE marked. Additionally, the part numbers that TE has identified as EU ELV compliant have a maximum concentration of 0.1% by weight in homogenous materials for lead, hexavalent chromium, and mercury, and 0.01% for cadmium, or qualify for an exemption to these limits as defined in the Annexes of Directive 2000/53/EC (ELV). Regarding the REACH Regulations, TE’s information on SVHC in articles for this part number is still based on the European Chemical Agency (ECHA) ‘Guidance on requirements for substances in articles’(Version: 2, April 2011), applying the 0.1% weight on weight concentration threshold at the finished product level. TE is aware of the European Court of Justice ruling of September 10th, 2015 also known as O5A (Once An Article Always An Article) stating that, in case of ‘complex object’, the threshold for a SVHC must be applied to both the product as a whole and simultaneously to each of the articles forming part of its composition. TE has evaluated this ruling based on the new ECHA “Guidance on requirements for substances in articles” (June 2017, version 4.0) and will be updating its statements accordingly.

Compatible Parts



TE Model / Part # 487526-3
004 HOUSING FFC RCPT 100CL SR

TE Model / Part # 103958-3
5X4 MTE RCPT SR LATCH .100CL

TE Model / Part # 103961-3
5X4 MTE RCPT SR LATHC .100CL

TE Model / Part # 103970-3
5X4 MTE RCPT SR RIBBED .100CL

TE Model / Part # 91417-1
TOOL, KEYING (AMPMODU MTE)

Also in the Series | AMPMODU MTE

PCB Connector Shrouds(40)

Ribbon Connector Accessories(1)

Wire-to-Board Connector Assemblies
& Housings(589)

Wire-to-Board Connector Contacts(32)

Wire-to-Board Headers & Receptacles
(738)


Customers Also Bought

TE Model / Part #5-1571552-0
832-AG11D-ES-LF=800 DIP,AU/SN

TE Model / Part #499206-4
020 UNIV HDR SP 4S 30DP STD L1

TE Model / Part #102618-6
16 MODII HDR DRST SHRD .100CL


TE Model / Part #770966-2
02P MINI UMNL R/A HDR ASSY AU




TE Model / Part #499206-6
026 UNIV HDR SP 4S 30DP STD L1




TE Model / Part #499141-1
010 UNIV HDR RA 4S 30DP STD L1



TE Model / Part #103906-6
07 MTE HDR SRRA LATCH .100CL



TE Model / Part #103906-5
06 MTE HDR SRRA LATCH .100CL



TE Model / Part #103906-4
05 MTE HDR SRRA LATCH .100CL



TE Model / Part #788793-1
09 HTMSFL PLUG RA 318 (SL,BL)

Documents

Product Drawings

04 MTE HDR SRRA LATCH .100CL

English

CAD Files

3D PDF

3D

Customer View Model

ENG_CVM_CVM_103906-3_R.2d_dxf.zip

English

Customer View Model

ENG_CVM_CVM_103906-3_R.3d_igs.zip

English

Customer View Model

ENG_CVM_CVM_103906-3_R.3d_stp.zip

English

By downloading the CAD file I accept and agree to the [Terms and Conditions](#) of use.

Datasheets & Catalog Pages

AMPMODU MTE INTERCONNECT SYSTEM

English

Product Specifications

Application Specification

English

Product Environmental Compliance

TE Material Declaration



English

- Instruction Sheets
- Instruction Sheet (U.S.)
- English