




Connectors > D-Shaped Connectors > D-Sub Connectors > PCB D-Sub Connectors



Connector & Housing Type: **Receptacle**

Connector System: **Board-to-Board**

Number of Positions: **25**

Centerline (Pitch): **2.77 mm [ .109 in ]**

Number of Rows: **2**

Features

Product Type Features

Grounding Indents	Without
Grounding Straps	With
Footprint	8.08 mm[.318 in]
Shell Type	Front Metal Shell
Connector & Housing Type	Receptacle
Connector System	Board-to-Board
D-Sub Shell Size	3
Sealable	No
Connector & Contact Terminates To	Printed Circuit Board
Product Type	Connector

Configuration Features

Number of Positions	25
Number of Rows	2
PCB Mount Orientation	Right Angle
Preloaded	Yes

Body Features

Eyelet Material	Brass
Eyelet Plating Material	Tin
Female Screwlock Material	Zinc



Plastic	No
Insert Material	Zinc
Female Screwlock Plating Material	Clear Chromate
Connector Profile	Standard
Shell Plating Material	Tin
Shell Material	Steel
Post Size	.66 mm[.026 in]

Contact Features

Contact Mating Area Plating Material	Gold
Contact Underplating Material	Nickel
PCB Contact Termination Area Plating Material	Tin-Lead
Contact Base Material	Phosphor Bronze
Contact Shape & Form	Round
Contact Current Rating (Max)	6 A
	30 µin

Termination Features

Grounding Clips	Without
Termination Method to Printed Circuit Board	Through Hole - Solder
Termination Post Length	3.18 mm[.125 in]

Mechanical Attachment

Panel Mount Feature	Without
PCB Mount Retention	With
PCB Mount Retention Type	Boardlock
Mating Retention	With
Mating Retention Type	Female Screwlocks
Connector Mounting Type	Board Mount
Boardlock Plating Material	Tin-Lead
Boardlock Material	Copper Alloy
Mounting Hole Diameter	3.18 mm[.125 in]

Housing Features

Centerline (Pitch)	2.77 mm[.109 in]
Housing Material	Thermoplastic
Housing Color	Black



Dimensions

Row-to-Row Spacing	2.84 mm[.112 in]
PCB Thickness (Recommended)	1.57 mm[.062 in]

Usage Conditions

Operating Temperature Range	-55 – 105 °C[-67 – 221 °F]
-----------------------------	----------------------------

Operation/Application

Circuit Application	Signal
---------------------	--------

Industry Standards

Approved Standards	UL E28476
UL Flammability Rating	UL 94V-0

Packaging Features

Packaging Method	Tray
Packaging Quantity	65

Other

Comment	All receptacles are preloaded with size 20 DF posted socket contacts
---------	---

Product Compliance

For compliance documentation, visit the product page on [TE.com](#)>











EU RoHS Directive 2011/65/EU	Not Compliant
EU ELV Directive 2000/53/EC	Not Compliant
China RoHS 2 Directive MIIT Order No 32, 2016	Restricted Materials Above Threshold
EU REACH Regulation (EC) No. 1907/2006	Current ECHA Candidate List: JAN 2020 (205) Candidate List Declared Against: JUL 2019 (201) Pb (13% in Component Part)
EU REACH Regulation (EC) No. 1907/2006	Current ECHA Candidate List: JAN 2020 (205) Candidate List Declared Against: JUL 2019 (201)
Halogen Content	Not Low Halogen - contains Br or Cl > 900 ppm.
Solder Process Capability	Wave solder capable to 265°C



Product Compliance Disclaimer

This information is provided based on reasonable inquiry of our suppliers and represents our current actual knowledge based on the information they provided. This information is subject to change. The part numbers that TE has identified as EU RoHS compliant have a maximum concentration of 0.1% by weight in homogenous materials for lead, hexavalent chromium, mercury, PBB, PBDE, DBP, BBP, DEHP, DIBP, and 0.01% for cadmium, or qualify for an exemption to these limits as defined in the Annexes of Directive 2011/65/EU (RoHS2). Finished electrical and electronic equipment products will be CE marked as required by Directive 2011/65/EU. Components may not be CE marked. Additionally, the part numbers that TE has identified as EU ELV compliant have a maximum concentration of 0.1% by weight in homogenous materials for lead, hexavalent chromium, and mercury, and 0.01% for cadmium, or qualify for an exemption to these limits as defined in the Annexes of Directive 2000/53/EC (ELV). Regarding the REACH Regulations, TE’s information on SVHC in articles for this part number is still based on the European Chemical Agency (ECHA) ‘Guidance on requirements for substances in articles’(Version: 2, April 2011), applying the 0.1% weight on weight concentration threshold at the finished product level. TE is aware of the European Court of Justice ruling of September 10th, 2015 also known as O5A (Once An Article Always An Article) stating that, in case of ‘complex object’, the threshold for a SVHC must be applied to both the product as a whole and simultaneously to each of the articles forming part of its composition. TE has evaluated this ruling based on the new ECHA “Guidance on requirements for substances in articles” (June 2017, version 4.0) and will be updating its statements accordingly.

Compatible Parts

 <p>TE Model / Part # 1-747948-6 KIT, PLUG, 25P, HDE, SHLD ENCL SRE</p>	 <p>TE Model / Part # 1-745496-7 25 HDE MS PLUG, 22-26, LEAD FREE</p>	 <p>TE Model / Part # 1658608-2 25 POS HDF PLUG, MS, LEAD FREE</p>	 <p>TE Model / Part # 2-745496-0 PLUG ASSY, 25P, HDE, MS</p>
 <p>TE Model / Part # 1-745496-9 PLUG ASSY, 25P, HDE, MS</p>	 <p>TE Model / Part # 206509-1 SIZE 20 KEYING PLUG</p>	 <p>TE Model / Part # 1658613-2 25 POS HDF PLUG, MS, LEAD FREE</p>	 <p>TE Model / Part # 1-747948-5 25 SHLDG ENCL PLUG, LEAD FREE</p>
 <p>TE Model / Part # 747547-9 KIT, PLUG, 25P, HDE, SHLD HDWRE</p>	 <p>TE Model / Part # 747547-8 KIT, PLUG, 25P, HDE, SHLD HDWRE</p>		

Also in the Series | **AMPLIMITE HD-20**



PCB D-Sub Connectors(354)

Customers Also Bought




TE Model / Part #747847-6  
37 MSFL RCPT RA 318 (SL,FM,BL)




TE Model / Part #747840-6  
09 MSFL PLUG RA 318 (SL,FM,BL)



TE Model / Part #770969-2  
06P MINI UMNL R/A HDR ASSY AU



TE Model / Part #747845-6  
15 MSFL RCPT RA 318 (SL,FM,BL)



TE Model / Part #499206-8  
034 UNIV HDR SP 4S 30DP STD L1




TE Model / Part #226990-1  
RTANG JACK, BNC PCB



TE Model / Part #103904-7  
08 MTE HDR SRRA LATCH W/HLDWN



TE Model / Part #227673-1  
BNC PCB VERTICAL JACK W/POST



TE Model / Part #103240-1  
02 MODII HDR DRST B/A .100CL



TE Model / Part #2-1437571-9  
TPA11CGRA0=SWITCH P/B N/O BLAC

Documents

Product Drawings

25 MSFL RCPT RA 318 (SL,FM,BL)

English

CAD Files

3D PDF

3D

Customer View Model

ENG\_CVM\_CVM\_747846-6\_AA.2d\_dxf.zip





English

Customer View Model

[ENG\\_CVM\\_CVM\\_747846-6\\_AA.3d\\_igs.zip](#)

English

Customer View Model

[ENG\\_CVM\\_CVM\\_747846-6\\_AA.3d\\_stp.zip](#)

English

By downloading the CAD file I accept and agree to the [Terms and Conditions](#) of use.

Product Specifications

[Application Specification](#)

English

Product Environmental Compliance

[TE Material Declaration](#)

English

Agency Approvals

[UL Report](#)

English