



Terminals & Splices > Terminal Housings, Insulation Sleeves & Blocks > Crimp Terminal Housings



Terminal Type: **Receptacle**
Housing Type: **Receptacle**
Number of Positions: **2**
Terminal Orientation: **Straight**
Primary Product Color: **Natural**

Features

Product Type Features

Product Type	Terminal Housing
Sealable	No
Housing Type	Receptacle
Insulated	No

Configuration Features

Number of Positions	2
---------------------	---

Body Features

Primary Product Color	Natural
-----------------------	---------

Contact Features

Terminal Type	Receptacle
Terminal Orientation	Straight
Contact Mating Retention	With

Mechanical Attachment

--



Mating Retention Type	Latch
Mating Alignment	With
Crimp Terminal Housing Mounting Style	Cable Mount (Free-Hanging)

Housing Features

Housing Material	Polyamide
Centerline (Pitch)	7.4 mm[.291 in]

Dimensions

Length	22.9 mm[.9 in]
--------	----------------

Usage Conditions

Operating Temperature Range	-40 – 105 °C[-40 – 221 °F]
-----------------------------	----------------------------

Packaging Features

Packaging Method	Carton
------------------	--------

Product Compliance

For compliance documentation, visit the product page on [TE.com](#)>










EU RoHS Directive 2011/65/EU	Compliant
EU ELV Directive 2000/53/EC	Compliant
China RoHS 2 Directive MIIT Order No 32, 2016	No Restricted Materials Above Threshold
EU REACH Regulation (EC) No. 1907/2006	Current ECHA Candidate List: JUNE 2022 (224) Candidate List Declared Against: JUNE 2022 (224) Does not contain REACH SVHC
Halogen Content	Low Halogen - Br, Cl, F, I < 900 ppm per homogenous material. Also BFR/CFR/PVC Free
Solder Process Capability	Not applicable for solder process capability

Product Compliance Disclaimer

This information is provided based on reasonable inquiry of our suppliers and represents our current actual knowledge based on the information they provided. This information is subject to change. The part numbers that TE has identified as EU RoHS compliant have a maximum concentration of 0.1% by weight in homogenous materials for lead, hexavalent chromium, mercury, PBB, PBDE, DBP, BBP, DEHP, DIBP, and 0.01% for cadmium, or qualify for an exemption to these limits as defined in the Annexes of Directive 2011/65/EU (RoHS2). Finished electrical and electronic equipment products will be CE marked as required by Directive 2011/65/EU. Components may not be CE marked. Additionally, the part numbers that TE has identified as EU ELV compliant have a maximum concentration of 0.1% by weight in homogenous materials for lead, hexavalent chromium, and mercury, and 0.01% for cadmium, or qualify for an exemption to these limits as defined in the Annexes of Directive 2000/53/EC (ELV). Regarding the REACH Regulation, the information TE provides on SVHC in articles for this part number is based on the latest European Chemicals Agency (ECHA) 'Guidance on requirements for substances in articles' posted at this URL: <https://echa.europa.eu/guidance-documents/guidance-on-reach>



Compatible Parts

 <p>TE Part # 925475-1 FF 110 REC HSG 3P NYLON NAT</p>	 <p>TE Part # 170258-2 FF 250 REC 14-12AWG TPBR REREELING</p>	 <p>TE Part # 170258-1 FF 250 REC 14-12AWG BR REREELING</p>	 <p>TE Part # 180905-1 FF 250 REC HSG 1P NYLON RED</p>
 <p>TE Part # 180907-3 FF 250 REC HSG 2P NYLON BLUE</p>	 <p>TE Part # 180918 FF 250 REC HSG 2P NYLON CLEAR</p>	 <p>TE Part # 3-1377175-8 SMP 0-0180907-0</p>	 <p>TE Part # 520947-1 FF 250/375 REC HSG 4P SECONDARY LOCK</p>
 <p>TE Part # 880191-1 5W FASTIN-ON REC. H</p>			

Customers Also Bought

 <p>TE Part #42241-2 FF 250 TAB 18-14 AWG .032 TPBR</p>	 <p>TE Part #180941 FF 250 REC HSG 3P NYLON NAT</p>	 <p>TE Part #74170000-000 MP-2000 RELAY OPTION BOARD</p>	 <p>TE Part #880110 FASTON HOUSING RECEPTACLE NAT NYLON</p>
--	--	---	--



Documents

Product Drawings

FF 250 REC HSG 2P NYLON NAT

English

CAD Files

Customer View Model

ENG_CVM_CVM_180907_AA.2d_dxf.zip

English

3D PDF

3D

Customer View Model

ENG_CVM_CVM_180907_AA.3d_igs.zip

English

Customer View Model

ENG_CVM_CVM_180907_AA.3d_stp.zip

English

By downloading the CAD file I accept and agree to the [Terms and Conditions](#) of use.

Datasheets & Catalog Pages

FASTIN_FASTON_Product_Line

English

White Paper: Nylon Discoloration

English

Product Specifications

Application Specification

English

Product Environmental Compliance

MD_180907_06052018838_dmtec

English

MD_180907_06052018838_dmtec

English

Agency Approvals

UL Report



English