



Connectors > D-Shaped Connectors > D-Sub Connectors > Crimp D-Sub Connectors



Connector & Housing Type: **Plug**  
Connector System: **Cable-to-Cable**  
Number of Positions: **25**  
D-Sub Contact Size: **20**  
D-Sub Shell Size: **3**

Features

Product Type Features

Grounding Indents	With
Product Type	Connector
Grade	Standard
Grommets	With
Shell Type	Full Metal Shell
Connector & Housing Type	Plug
Connector System	Cable-to-Cable
D-Sub Shell Size	3
Sealable	No
Connector & Contact Terminates To	Wire & Cable

Configuration Features

Number of Positions	25
---------------------	----

Body Features

Shell Plating Material	Tin over Copper
------------------------	-----------------



Shell Material	Steel
Retainer Clip Material	Stainless Steel
Insert Material	Nylon GF

Contact Features

D-Sub Contact Size	20
--------------------	----

Termination Features

Termination Method to Wire & Cable	Crimp
------------------------------------	-------

Mechanical Attachment

Mounting Screw Plating Material	Zinc
Mounting Screw Material	Steel
Mating Retention	With
Mating Retention Type	Mounting Holes

Housing Features

Housing Color	Black
Housing Material	Nylon GF, Polyester GF
Centerline (Pitch)	2.74 mm, 2.76 mm, 2.79 mm[.108 in][.109 in] [.11 in]

Dimensions

Cable Insulation Diameter Range	4.7 – 8.13 mm
Wire Size	.2 – .56 mm²

Usage Conditions

Operating Temperature Range	-55 – 105 °C[-67 – 221 °F]
-----------------------------	----------------------------

Operation/Application

Shielded	Yes
Circuit Application	Signal

Industry Standards

UL Flammability Rating	UL 94V-0
------------------------	----------

Packaging Features

Packaging Quantity	1
Packaging Method	Kit, Package

Product Compliance



For compliance documentation, visit the product page on TE.com>

EU RoHS Directive 2011/65/EU	Compliant
EU ELV Directive 2000/53/EC	Compliant
China RoHS 2 Directive MIIT Order No 32, 2016	No Restricted Materials Above Threshold
EU REACH Regulation (EC) No. 1907/2006	欧洲化学品管理局最新发布的SvHCs候选清单: 2020年1月（205） SvHCs候选清单的声明更新至: 2020年1月（205） 不含REACH SVHC
EU REACH Regulation (EC) No. 1907/2006	欧洲化学品管理局最新发布的SvHCs候选清单: 2020年1月（205） SvHCs候选清单的声明更新至: 2020年1月（205）
Halogen Content	Not Low Halogen - contains Br or Cl > 900 ppm.
Solder Process Capability	Not applicable for solder process capability

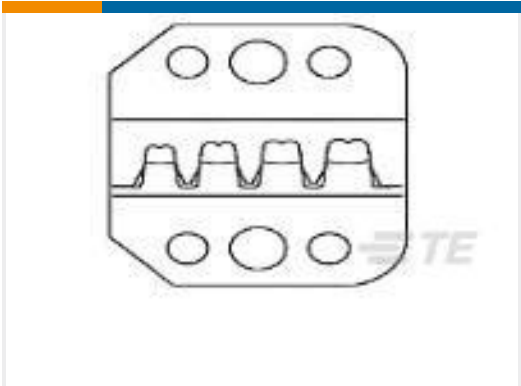
Product Compliance Disclaimer

This information is provided based on reasonable inquiry of our suppliers and represents our current actual knowledge based on the information they provided. This information is subject to change. The part numbers that TE has identified as EU RoHS compliant have a maximum concentration of 0.1% by weight in homogenous materials for lead, hexavalent chromium, mercury, PBB, PBDE, DBP, BBP, DEHP, DIBP, and 0.01% for cadmium, or qualify for an exemption to these limits as defined in the Annexes of Directive 2011/65/EU (RoHS2). Finished electrical and electronic equipment products will be CE marked as required by Directive 2011/65/EU. Components may not be CE marked. Additionally, the part numbers that TE has identified as EU ELV compliant have a maximum concentration of 0.1% by weight in homogenous materials for lead, hexavalent chromium, and mercury, and 0.01% for cadmium, or qualify for an exemption to these limits as defined in the Annexes of Directive 2000/53/EC (ELV). Regarding the REACH Regulations, TE’s information on SVHC in articles for this part number is still based on the European Chemical Agency (ECHA) ‘Guidance on requirements for substances in articles’(Version: 2, April 2011), applying the 0.1% weight on weight concentration threshold at the finished product level. TE is aware of the European Court of Justice ruling of September 10th, 2015 also known as O5A (Once An Article Always An Article) stating that, in case of ‘complex object’, the threshold for a SVHC must be applied to both the product as a whole and simultaneously to each of the articles forming part of its composition. TE has evaluated this ruling based on the new ECHA “Guidance on requirements for substances in articles” (June 2017, version 4.0) and will be updating its statements accordingly.

Compatible Parts



TE Model / Part # 91503-1  
CERTICRIMP 2,SAHT HD20 20-28




TE Model / Part # 58448-3  
PRO-CRIMPER DIE



TE Model / Part # 58448-2  
PRO CR. ASSY AMPLIMITE IS 9357

Customers Also Bought



TE Model / Part #1757820-9  
AMPLIMITE,ASY,RCPT,STD,109,ZN,4, CT



TE Model / Part #749806-9  
KIT,HDP-20,RCPT,SIZE 3, 25 POS



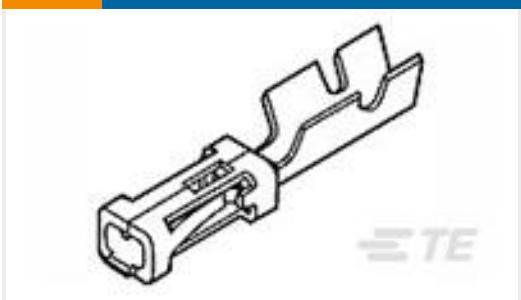
TE Model / Part #5748676-4  
DIE CAST CBL CLMP KIT,SZ 4



TE Model / Part #5745175-2  
CABLE CLAMP KIT,SZ 5



TE Model / Part #749805-8  
KIT,HDP-20,PLUG,SIZE 2, 15 POS



TE Model / Part #86016-2  
MOD IV RECP LP



TE Model / Part #749805-7  
KIT,HDP-20,PLUG,SIZE 1, 9 POSN



TE Model / Part #1757819-9  
AMPLIMITE,ASY,PLUG,STD,109,ZN,4, CT



TE Model / Part #1757819-8  
AMPLIMITE,ASY,PLUG,STD,109,ZN,3, CT



TE Model / Part #5748676-5  
DIE CAST CBL CLMP KIT,SZ 5

Documents

Product Drawings

KIT,HDP-20,PLUG,SIZE 3, 25 POS

English

CAD Files

3D PDF

English

Customer View Model

ENG\_CVM\_749805-9\_B.3d\_igs.zip

English

Customer View Model

ENG\_CVM\_749805-9\_B.3d\_stp.zip

English

Customer View Model

ENG\_CVM\_749805-9\_B.2d\_dxf.zip

English

By downloading the CAD file I accept and agree to the Terms and Conditions of use.

Product Specifications



Application Specification

English

Application Specification

English

Instruction Sheets

Instruction Sheet (U.S.)

English

Instruction Sheet (U.S.)

English

Instruction Sheet (U.S.)

English

Instruction Sheet (U.S.)

English

Agency Approvals

UL Report

English