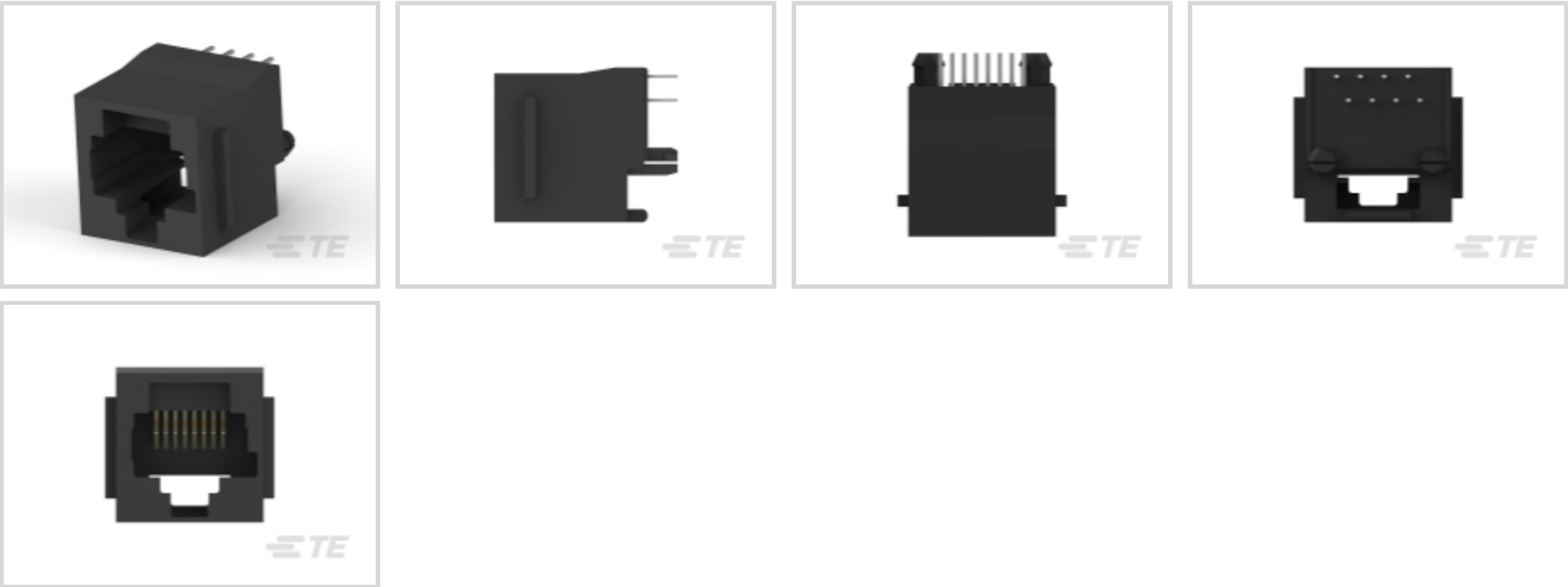




CGS TE

TE Internal #: 5520260-4
RJ45 Connectors, RJ45, Single Port, 1 x 1, RJ Type Jacks & Plugs,
Standard Connector Contact Density, Jack, Cat 3, Standard - Latch
Down, CGS TE
[View on TE.com >](#)

Connectors > Modular Jacks & Plugs > RJ45 Connectors



Modular Jack & Plug Interface Type: **RJ45**
Port Configuration: **Single Port**
Port Matrix Configuration: **1 x 1**
Modular Jacks & Plugs Products: **RJ Type Jacks & Plugs**
Connector Contact Density: **Standard**

Features

Product Type Features

Connector Product Type	Connector Assembly
Modular Jack & Plug Interface Type	RJ45
Modular Jacks & Plugs Products	RJ Type Jacks & Plugs
Modular Connector Style	Jack
Grounding Options	None
Connector & Contact Terminates To	Printed Circuit Board

Configuration Features

Status Indicator Type	None
Port Configuration	Single Port
Port Matrix Configuration	1 x 1
Connector Contact Density	Standard
Number of Positions	8
Number of Loaded Positions	8
PCB Mount Orientation	Vertical



Body Features

Modular Jack Latch Orientation	Standard - Latch Down
Connector Profile	Standard

Contact Features

Contact Underplating Material	Nickel
PCB Contact Termination Area Plating Material	Tin
Contact Current Rating (Max)	.2 A, 1.5 A
Contact Mating Area Plating Material	Gold
Contact Base Material	Phosphor Bronze
Contact Mating Area Plating Material Thickness	1.27 µm[50 µin]

Termination Features

Termination Method to Printed Circuit Board	Through Hole - Solder
Termination Post & Tail Length	3.8 mm[.15 in]

Mechanical Attachment

Panel Mount Feature	With
Panel Mount Feature Type	Panel Stops
Connector Mounting Type	Panel Mount

Housing Features

Mating Entry Location	Top
Centerline (Pitch)	1.02 mm[.04 in]
Housing Color	Black
Housing Material	PBT Polyester

Dimensions

PCB Thickness (Recommended)	1.57 mm[.062 in]
Connector Height	16.51 mm[.65 in]

Usage Conditions

Operating Temperature Range	-40 – 85 °C[-40 – 185 °F]
-----------------------------	---------------------------

Operation/Application

Shielded	No
Circuit Application	Signal

Industry Standards

UL Flammability Rating	UL 94V-0
------------------------	----------



Performance Category	Cat 3
----------------------	-------

Packaging Features

Packaging Quantity	128
Packaging Method	Box & Tray, Package

Product Compliance

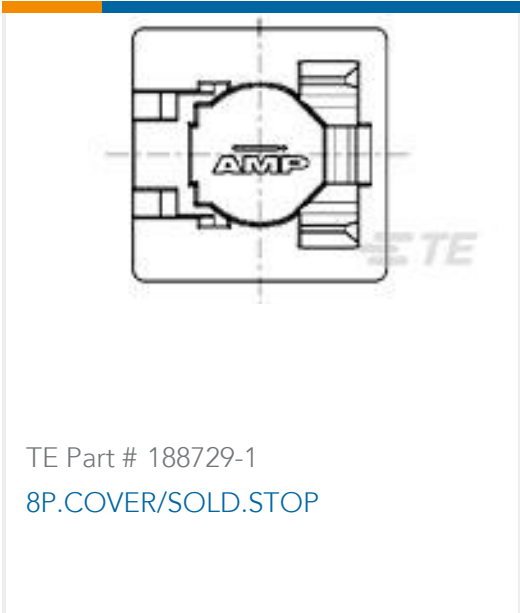
For compliance documentation, visit the product page on TE.com>

EU RoHS Directive 2011/65/EU	Compliant
EU ELV Directive 2000/53/EC	Compliant
China RoHS 2 Directive MIIT Order No 32, 2016	No Restricted Materials Above Threshold
EU REACH Regulation (EC) No. 1907/2006	Current ECHA Candidate List: JUNE 2022 (224) Candidate List Declared Against: JUNE 2022 (224) Does not contain REACH SVHC
Halogen Content	Not Low Halogen - contains Br or Cl > 900 ppm.
Solder Process Capability	Wave solder capable to 265°C

Product Compliance Disclaimer

This information is provided based on reasonable inquiry of our suppliers and represents our current actual knowledge based on the information they provided. This information is subject to change. The part numbers that TE has identified as EU RoHS compliant have a maximum concentration of 0.1% by weight in homogenous materials for lead, hexavalent chromium, mercury, PBB, PBDE, DBP, BBP, DEHP, DIBP, and 0.01% for cadmium, or qualify for an exemption to these limits as defined in the Annexes of Directive 2011/65/EU (RoHS2). Finished electrical and electronic equipment products will be CE marked as required by Directive 2011/65/EU. Components may not be CE marked. Additionally, the part numbers that TE has identified as EU ELV compliant have a maximum concentration of 0.1% by weight in homogenous materials for lead, hexavalent chromium, and mercury, and 0.01% for cadmium, or qualify for an exemption to these limits as defined in the Annexes of Directive 2000/53/EC (ELV). Regarding the REACH Regulation, the information TE provides on SVHC in articles for this part number is based on the latest European Chemicals Agency (ECHA) 'Guidance on requirements for substances in articles' posted at this URL: <https://echa.europa.eu/guidance-documents/guidance-on-reach>

Compatible Parts





Also in the Series | CGS TE



Chassis Mount Resistors(747)



RJ11 Connectors(1)



RJ14 Connectors(4)



RJ22 Connectors(5)




RJ25 Connectors(4)

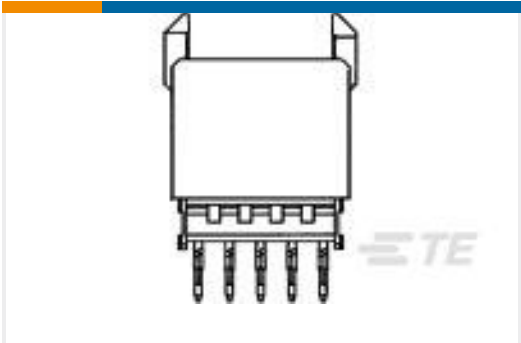


RJ45 Connectors(30)

Customers Also Bought



TE Part #5646356-1
2MM HM ASY,T-D HDR,10R,220,AP



TE Part #5352457-1
Z-PACK/A VF 110P



TE Part #5-535541-3
05 MODIV VRT SR CE 100/115



TE Part #5212034-1
8 CIRC DIN RCPT GRND SHLD



TE Part #7798054001
LSTT-9.5-0-SP




TE Part #5353831-8
.6FHP07H,100,S,GIG,08/Sn,TR,NSYes



TE Part #5353190-8
.6FHR04H,100,S,GIG,08/Sn,TR,NSYes



TE Part #5-535541-1
03 MODIV VRT SR CE 100/115



TE Part #1-1879642-9
H8 2K4 0.1% 10PPM



Documents

Product Drawings
MJ,TE,8P/8C,PNL STOPS,KEYED

English

CAD Files
Customer View Model
ENG_CVM_CVM_5520260-4_B.2d_dxf.zip

English

3D PDF

3D

Customer View Model
ENG_CVM_CVM_5520260-4_B.3d_igs.zip

English

Customer View Model
ENG_CVM_CVM_5520260-4_B.3d_stp.zip

English

By downloading the CAD file I accept and agree to the [Terms and Conditions](#) of use.

Datasheets & Catalog Pages
1-1773464-9_MODULAR_JACKS_SINGLE_PORT_PCB_MOUNT

English

Product Specifications
Application Specification

English

Product Environmental Compliance
MD_5520260-4_10222013156_dmtec

English

MD_5520260-4_10222013156_dmtec

English