

Product data sheet

Miniature connectors

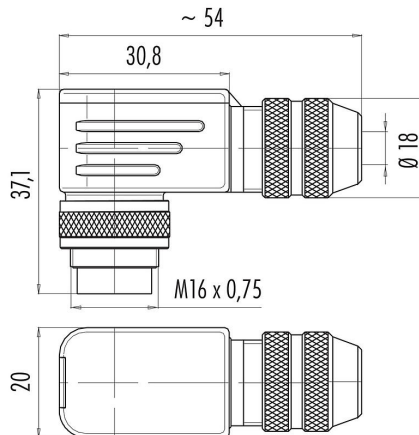


Product description	M16 IP67 male angled connector, Contacts: 5, 6.0 - 8.0 mm, shieldable, solder, IP67, UL
Area	M16 IP67 series 423
Order number	99 5613 75 05

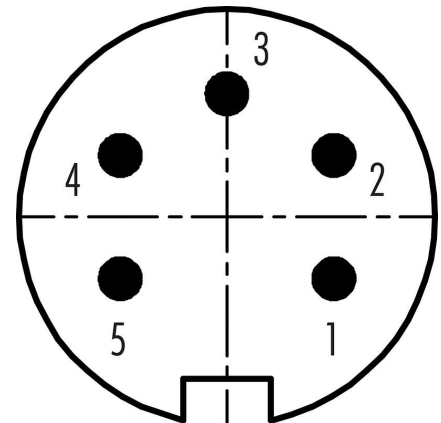
Illustration



Scale drawing



Contact arrangement (Plug-in side)



You can find the assembly instructions on the next page.

Technical data

General features

Order number	99 5613 75 05
Connector design	male angled connector
Version	connector male angled
Connector locking system	screw
Termination	solder
Degree of protection	IP67
Cross-sectional area	max. 0.75 mm ² / max. AWG 18
Cable outlet	6.0 - 8.0 mm
Twistability	90° (4 coding options)
Temperature range from/to	-30 °C / 95 °C
Mechanical operation	> 500 Mating cycles
Weight (g)	59.709
Customs tariff number	85369010

Electrical parameters

Rated voltage	250 V
Rated impulse voltage	1500 V
Rated current (40 °C)	6 A
Insulation resistance	≥ 10 ¹⁰ Ω
Pollution degree	1
Overvoltage category	I
Insulating material group	III

Product data sheet

Miniature connectors



Product description	M16 IP67 male angled connector, Contacts: 5, 6.0 - 8.0 mm, shieldable, solder, IP67, UL
Area	M16 IP67 series 423
Order number	99 5613 75 05

EMC compliance	shieldable
Shield connection	shield ring

Material

Contact body material	PBT (UL94 V-0)
Contact material	CuZn (brass)
Contact plating	Ag (silver)
REACH SVHC	CAS 96-45-7 (Imidazolidine-2-thione) CAS 7439-92-1 (Lead)
SCIP number	abf16635-4df5-413b-bba1-ec356055c9d9

Authorization/approvals

Approvals	UL
-----------	----

Classifications

eCl@ss 11.1	27-44-01-02
ETIM 7.0	EC002635

Declarations of conformity

Low Voltage Directive	2014/35/EU (EN 60204-1:2018;EN 60529:1991)
-----------------------	--

Product data sheet

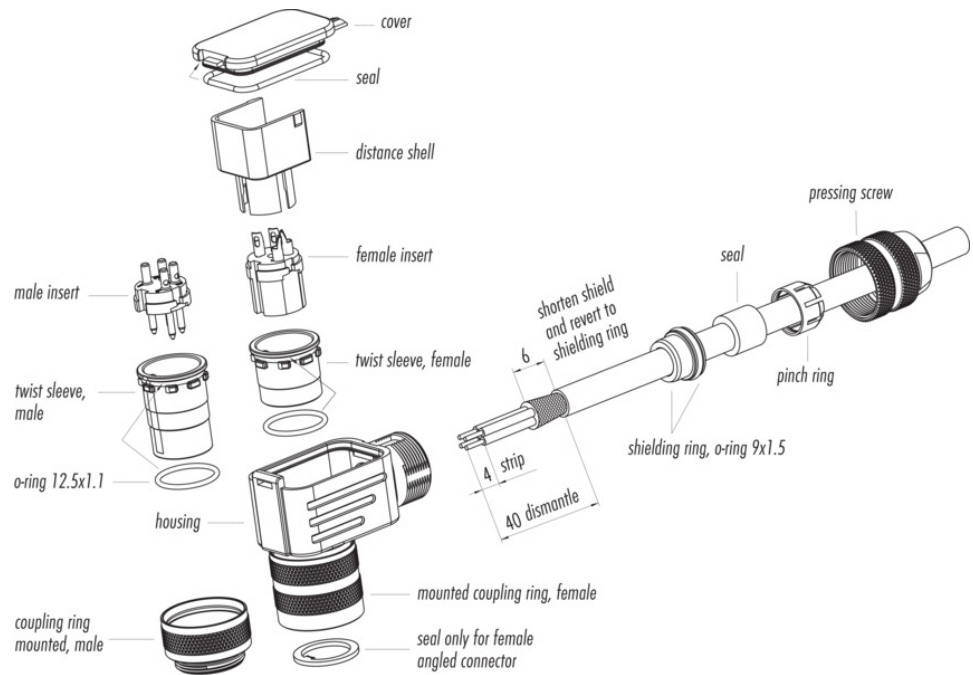
Miniature connectors



Product description	M16 IP67 male angled connector, Contacts: 5, 6.0 - 8.0 mm, shieldable, solder, IP67, UL
Area	M16 IP67 series 423
Order number	99 5613 75 05

Assembly instructions

1. Bead parts.
2. Strip wires, shorten shield and thread wires through housing.
3. Solder wires, mount contact insert and twist sleeve.
4. Pull back cable, revert shield on shielding ring, mount shielding ring, seal and pinch ring.
5. Mount distance sleeve, mount seal to cover, insert cover and turn on pressing screw to fix the cable.



Product description	M16 IP67 male angled connector, Contacts: 5, 6.0 - 8.0 mm, shieldable, solder, IP67, UL
Area	M16 IP67 series 423
Order number	99 5613 75 05

Security notices

The connector must not be plugged or unplugged under load. Non-observance and improper use can result in personal injury.

The connectors have been developed for applications in plant engineering, control and electrical equipment construction. The user is responsible for checking whether the connectors can also be used in other areas of application.

Connectors which are used in circuits with voltages dangerous to the touch may only be installed and used by, or under the supervision of, persons with electrical engineering training, taking into account the applicable regulations and standards.

Plug connectors with enclosure protection IP 67 and IP 68 are not suitable for use under water. When used outdoors, the plug connectors must be protected separately against corrosion. For further information on the IP protection classes, please refer to the "Technical Information" download centre.

The plug connector is not suitable for mains voltages. Please observe the pollution degree and the overvoltage category. For further information, please refer to the download center "Technical Information".

To lock the cable connector with the device connector, the threaded ring is tightened "hand-tight" (approx. 50 cNm).