



Connectors > D-Shaped Connectors > D-Sub Connectors > Solder D-Sub Connectors



Connector & Housing Type: **Receptacle**
Connector System: **Cable-to-Board**
Number of Positions: **9**
D-Sub Contact Size: **20**
D-Sub Shell Size: **1**

Features

Product Type Features

Grade	Standard
Grounding Indents	Without
Product Type	Connector
Shell Type	Front Metal Shell
Connector & Housing Type	Receptacle
Connector System	Cable-to-Board
D-Sub Shell Size	1
Sealable	No
Connector & Contact Terminates To	Printed Circuit Board

Configuration Features

Preloaded	Yes
Number of Positions	9

Body Features

Shell Material	Steel
----------------	-------



Color	Gray
Shell Plating Material	Tin over Nickel

Contact Features

Contact Type	Socket
Contact Mating Area Plating Thickness	.08 µm
Contact Mating Area Plating Material	Gold
PCB Contact Termination Area Plating Material	Tin
Contact Base Material	Phosphor Bronze
D-Sub Contact Size	20
Contact Current Rating (Max)	3 A

Termination Features

Termination Method to Wire & Cable	Solder
------------------------------------	--------

Mechanical Attachment

Mounting Angle	Straight
PCB Mount Retention Type	None
Mating Retention	With
Mating Retention Type	Mounting Holes
Connector Mounting Type	Board Mount

Housing Features

Housing Material	Thermoplastic
Enclosure	Without
Centerline (Pitch)	12.93 mm[.51 in]

Usage Conditions

Operating Temperature Range	-55 – 125 °C[-67 – 257 °F]
-----------------------------	----------------------------

Operation/Application

Shielded	Yes
Circuit Application	Signal

Industry Standards

UL Flammability Rating	UL 94V-0
------------------------	----------

Packaging Features

Packaging Method	Tray
------------------	------



Product Compliance

For compliance documentation, visit the product page on TE.com>

EU RoHS Directive 2011/65/EU	Compliant
EU ELV Directive 2000/53/EC	Compliant
China RoHS 2 Directive MIIT Order No 32, 2016	No Restricted Materials Above Threshold
EU REACH Regulation (EC) No. 1907/2006	Current ECHA Candidate List: JUNE 2022 (224) Candidate List Declared Against: JUL 2021 (219) SVHC > Threshold: Not Yet Reviewed
Halogen Content	Not Low Halogen - contains Br or Cl > 900 ppm.
Solder Process Capability	Hand solderable with lead free solder

Product Compliance Disclaimer

This information is provided based on reasonable inquiry of our suppliers and represents our current actual knowledge based on the information they provided. This information is subject to change. The part numbers that TE has identified as EU RoHS compliant have a maximum concentration of 0.1% by weight in homogenous materials for lead, hexavalent chromium, mercury, PBB, PBDE, DBP, BBP, DEHP, DIBP, and 0.01% for cadmium, or qualify for an exemption to these limits as defined in the Annexes of Directive 2011/65/EU (RoHS2). Finished electrical and electronic equipment products will be CE marked as required by Directive 2011/65/EU. Components may not be CE marked. Additionally, the part numbers that TE has identified as EU ELV compliant have a maximum concentration of 0.1% by weight in homogenous materials for lead, hexavalent chromium, and mercury, and 0.01% for cadmium, or qualify for an exemption to these limits as defined in the Annexes of Directive 2000/53/EC (ELV). Regarding the REACH Regulation, the information TE provides on SVHC in articles for this part number is based on the latest European Chemicals Agency (ECHA) 'Guidance on requirements for substances in articles' posted at this URL: <https://echa.europa.eu/guidance-documents/guidance-on-reach>

Compatible Parts



TE Part # CAT-035-DCPPS201
D-Sub Crimp: Plug, Signal, 9 Posn, Pin Size 20, Shell Size 1



TE Part # CAT-025-DPAVS1274
D-Sub Plug Assembly: Vert, Size1, 2.74 mm




TE Part # CAT-023-DPARS1274
D-Sub Plug Assembly: RA, Size 1, 2.74 mm




TE Part # CAT-AM7-248H3
IDC D-Sub: Plug Assembly, Wire to Wire, Signal, 2.77 mm







TE Part # 4-1393483-7
V42254A1115C209=SUB D STIFTLEI




TE Part # 5745351-2
09 PLUG RA/MS STD




TE Part # 167292-2
09P.HDP20 PLUG ASSY




TE Part # 1888308-1
CRIMP SNAP PLUG ASSY,SIZE 1




TE Part # 5748025-1
09 PLUG SP/FMS BRDLK




TE Part # 745202-1
09 HDE AP PLUG HSG



TE Part # 5745990-6
HD-20 PLUG 9P RA 590 FFSCRLK



TE Part # 205865-1
09 PLUG RA/MS STD



TE Part # 7-338309-2
9P.HDP20 PLUG ASSY

Documents

Product Drawings
V42254A1115B209=SUB D FEDERLEI
English

CAD Files
3D PDF
3D
Customer View Model
ENG_CVM_CVM_3-1393483-8_A.2d_dxf.zip
English
Customer View Model
ENG_CVM_CVM_3-1393483-8_A.3d_igs.zip
English
Customer View Model
ENG_CVM_CVM_3-1393483-8_A.3d_stp.zip
English

By downloading the CAD file I accept and agree to the Terms and Conditions of use.

Datasheets & Catalog Pages



AMPLIMITE Subminiature D Connectors - Subminiature D Connectors for Cable Mounting

English

Product Environmental Compliance

TE Material Declaration

English