


Magnetic-THT-Buzzer without oscillator**Electrical and Acoustical Parameter**

Rated Voltage	1.5 Vo-p
Operating Voltage	1 - 2 Vo-p
Current Consumption	≤70 mA *
Resistance	6.5 ±1.5 Ω
Sound Pressure Level	≥83 dB(A) at 10 cm *
Resonance Frequency (F0)	2048 Hz
Test Condition	25 ±2 °C, 45 - 64 %RH
Remark	* Applying rated voltage (1/2 duty square wave, resonance frequency)

Mechanical and Environmental Parameter

Contact / Wire	Pin
Contact / Wire Plating	Tin plated brass
Operating Temperature	-20 to +60 °C
Storage Temperature	-30 to +70 °C
Housing Material	PPO
Housing Colour	Black
Component Weight	approx. 2.0 g
Dimension (ØxLxH)	Ø12 x 13.5 x 7.5 mm

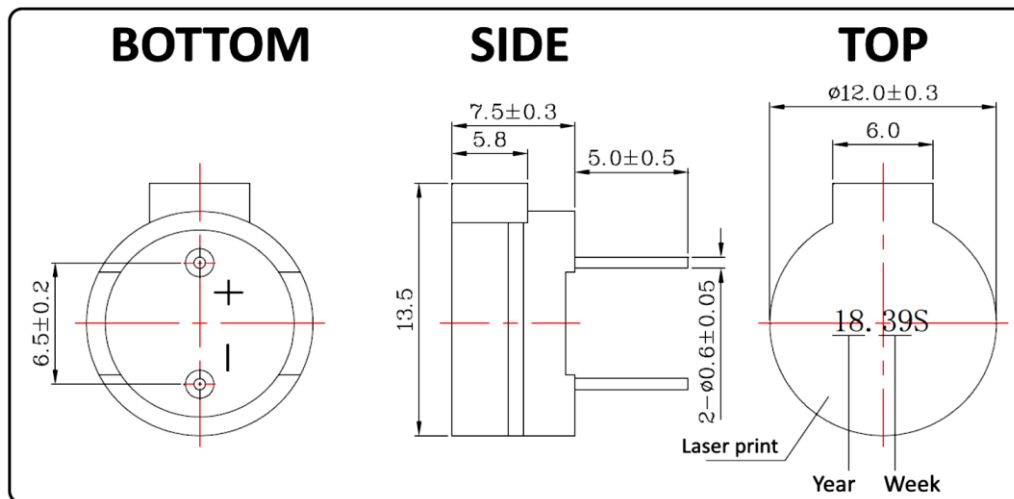


Created by	UB	12.10.2018	Copyright DIGISOUND-Electronic GmbH All specifications are subject to change without notice	Revision: 02
Changed by	TS	25.09.2023	Drawing Number: 181011.1BSO	Page 1 / 6
Approved by	TF	29.09.2023		

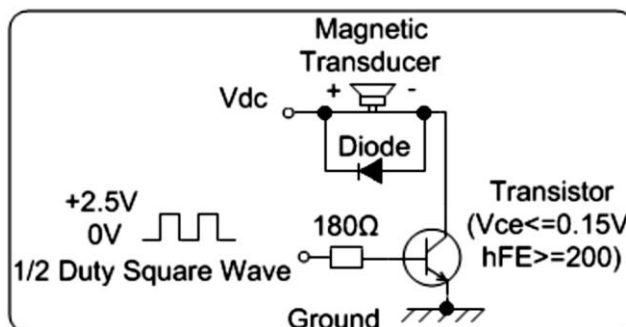
Magnetic-THT-Buzzer without oscillator

Drawing of Component

Tolerance: ± 0.5 mm except specified



Recommended Circuit:



Created by	UB	12.10.2018	Copyright DIGISOUND-Electronic GmbH All specifications are subject to change without notice	Revision: 02
Changed by	TS	25.09.2023	Drawing Number: 181011.1BSO	Page 2 / 6
Approved by	TF	29.09.2023		

Magnetic-THT-Buzzer without oscillator

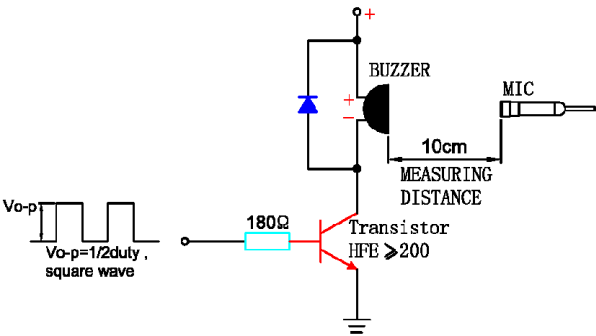
Test Method

Standard Measurement conditions

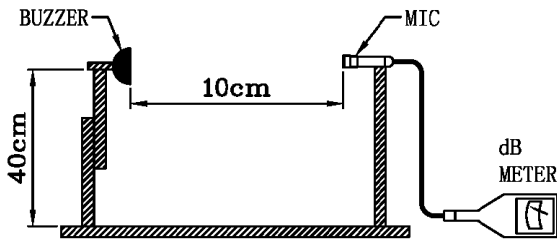
Temperature: $25 \pm 2^\circ\text{C}$ Humidity: 45-65%

Acoustic Characteristics:

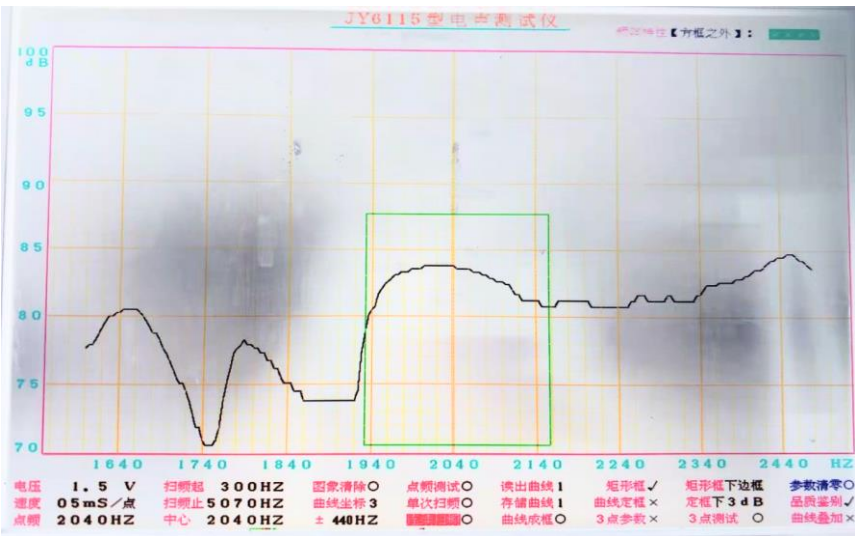
The oscillation frequency, current consumption and sound pressure are measured by the measuring instruments shown below (Recommend Driving Circuit)



In the measuring test, buzzer is placed as follows:



Frequency Response



Created by	UB	12.10.2018	Copyright DIGISOUND-Electronic GmbH All specifications are subject to change without notice	Revision: 02
Changed by	TS	25.09.2023	Drawing Number: 181011.1BSO	Page 3 / 6
Approved by	TF	29.09.2023		

Magnetic-THT-Buzzer without oscillator**Reliability Test****High Temperature Test (Storage)**

After being placed in a chamber with $+70 \pm 2$ °C for 96 hours and then being placed in normal condition for 2 hours.

Allowable variation of SPL after test: ± 5 dB

Low Temperature Test (Storage)

After being placed in a chamber with -30 ± 2 °C for 96 hours and then being placed in normal condition for 2 hours.

Allowable variation of SPL after test: ± 5 dB

Humidity Test

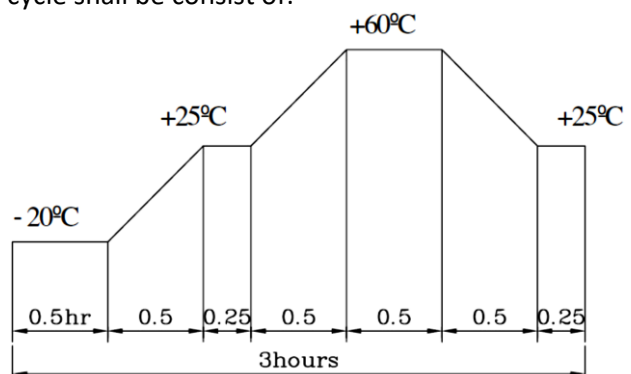
After being placed in a chamber with 90-95% R.H. at $+40 \pm 2$ °C for 96 hours and then being placed in normal condition for 2 hours.

Allowable variation of SPL after test: ± 5 dB

Temperature Cycle Test

The part shall be subjected to 5 cycles. One cycle shall be consist of:

Allowable variation of SPL after test: ± 5 dB

**Drop Test**

Drop on a hard wood board of 4 cm thick, any directions, 6 times, at the height of 75 cm.

Allowable variation of SPL after test: ± 5 dB

Vibration Test

After being applied vibration of amplitude of 1.5 mm with 10 to 55 Hz band of vibration frequency to each of 3 perpendicular directions for 2 hours.

Allowable variation of SPL after test: ± 5 dB

Solderability Test

Lead terminals are immersed in rosin for 5 seconds and then immersed in solder bath of $+300 \pm 5$ °C for 3 ± 1 seconds.

90% min. lead terminals shall be wet with solder (Except the edge of terminals).

Terminal Strength Pulling Test

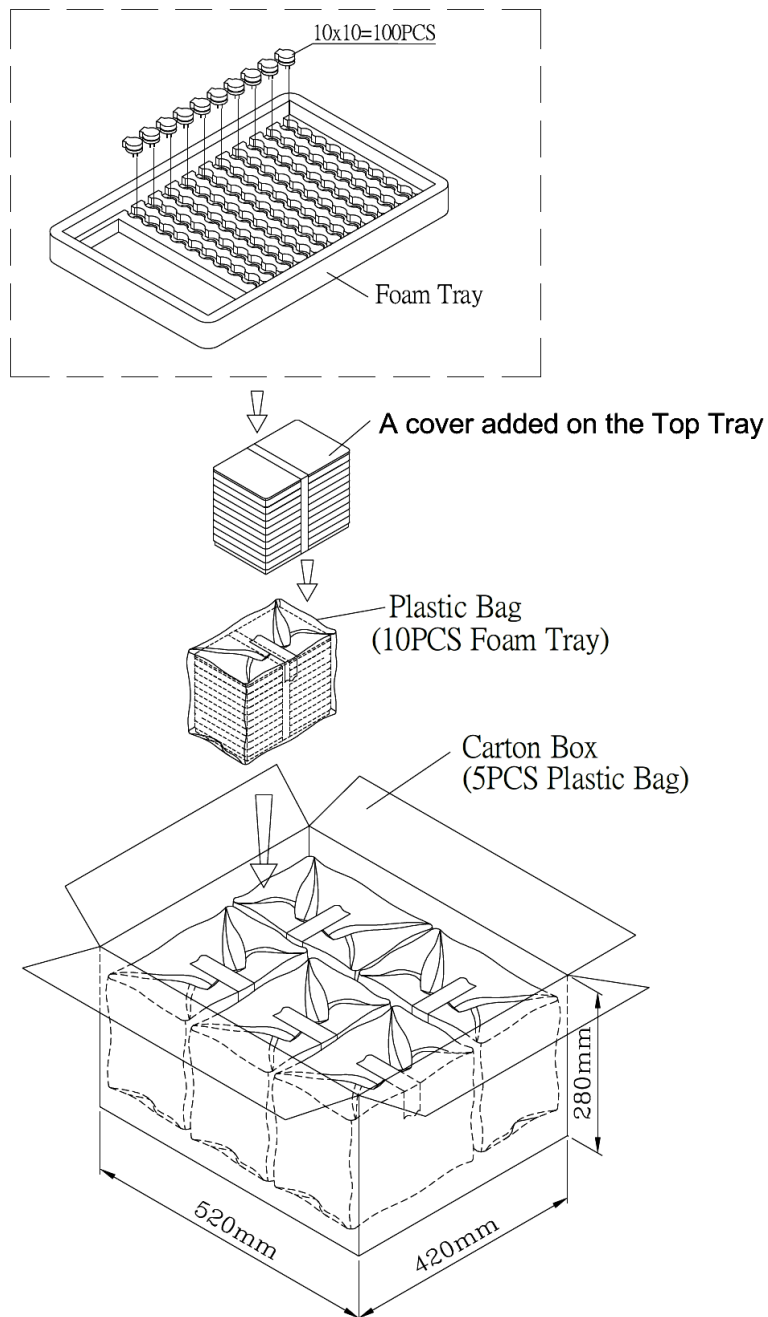
The force of 9.8 N (1.0 kg) is applied to each terminal in axial direction for 10 seconds.

No visible damage and cutting off.

Created by	UB	12.10.2018	Copyright DIGISOUND-Electronic GmbH All specifications are subject to change without notice	Revision: 02
Changed by	TS	25.09.2023	Drawing Number: 181011.1BSO	Page 4 / 6
Approved by	TF	29.09.2023		

Magnetic-THT-Buzzer without oscillator

Packaging Information



Foam Tray	240 x 160 x 30 mm	1x 100 PCS = 100 PCS
Plastic Bag		10x 100 PCS = 1000 PCS
Carton Box	520 x 420 x 280 mm	5x 1000 PCS = 5000 PCS

Created by	UB	12.10.2018	Copyright DIGISOUND-Electronic GmbH All specifications are subject to change without notice	Revision: 02
Changed by	TS	25.09.2023	Drawing Number: 181011.1BSO	Page 5 / 6
Approved by	TF	29.09.2023		

Magnetic-THT-Buzzer without oscillator**Revision Table**

Revision Nr.	Reason - Procedure Change description	Date	Name
01	New datasheet design Change: SPL reduced from 85 to 83 dB(A)	16.12.2020	TF
02	Change: Hight and Diameter tolerance ($\pm 0.2 \rightarrow \pm 0.3$ mm) Correction: Reliability Test, Add: Dimension	25.09.2023	TS

Created by	UB	12.10.2018	Copyright DIGISOUND-Electronic GmbH All specifications are subject to change without notice	Revision: 02
Changed by	TS	25.09.2023	Drawing Number: 181011.1BSO	Page 6 / 6
Approved by	TF	29.09.2023		