



Connectors > PCB Connectors > Wire-to-Board Connectors > FFC, FPC & Ribbon Connectors > Ribbon Cable Connectors > Male-on-Wire Connector, Micro-MaTch



Connector System: **Cable-to-Board**

Number of Positions: **8**

Centerline (Pitch): **1.27 mm [.05 in]**

PCB Mount Retention: **Without**

PCB Mount Orientation: **Vertical**

[All Male-on-Wire Connector, Micro-MaTch \(18\)](#)

Features

Product Type Features

Ribbon Cable Connector Type	Male-On-Wire
Ribbon Cable Connector Header Type	Shrouded
Connector Product Type	Connector Assembly
Connector System	Cable-to-Board
Connector & Housing Type	Plug
Connector & Contact Terminates To	Wire & Cable

Configuration Features

Number of Positions	8
PCB Mount Orientation	Vertical
Number of Rows	2

Electrical Characteristics

Insulation Resistance	1000 MΩ
Operating Voltage	100 VAC

Body Features

Daisy Chain	With
Primary Product Color	Red



Connector Profile	Standard
-------------------	----------

Contact Features

Mating Tab Width	.7 mm[.028 in]
Mating Tab Thickness	.4 mm[.016 in]
Contact Type	Pin
Wire Contact Termination Area Plating Thickness	3 – 5 µm[118.11 – 196.85 µin]
Wire Contact Termination Area Plating Material Finish	Matte
Wire Contact Termination Area Plating Material	Tin
Contact Mating Area Plating Material Thickness	3 – 5 µm[118.11 – 196.85 µin]
Contact Mating Area Plating Material	Tin
PCB Contact Termination Area Plating Material Finish	Matte
Contact Underplating Material	Nickel
PCB Contact Termination Area Plating Material	Tin
Contact Base Material	Phosphor Bronze
Contact Current Rating (Max)	1.5 A

Termination Features

Termination Method to Wire & Cable	Insulation Displacement (IDC)
Termination Method to Printed Circuit Board	Through Hole - Solder

Mechanical Attachment

Mating Alignment	With
Contact Retention Type Within Housing	Press-Fit
PCB Mount Alignment	Without
PCB Mount Retention	Without
Mating Alignment Type	Polarization
Mating Retention	With
Mating Retention Type	Contact Friction
Connector Mounting Type	Cable Mount (Free-Hanging)

Housing Features

Housing Material	PBT GF
Centerline (Pitch)	1.27 mm[.05 in]

Dimensions

Connector Length	13.6 mm[.535 in]
------------------	------------------



Connector Height	6.8 mm[.27 in]
Accepts Wire Insulation Diameter Range	.8 – 1 mm[.035 – .039 in]
Wire Size	.08 – .09 mm <sup>2</sup>
Row-to-Row Spacing	2 mm[.059 in]

Usage Conditions

Operating Temperature Range	-40 – 105 °C[-40 – 221 °F]
-----------------------------	----------------------------

Operation/Application

Circuit Application	Signal
---------------------	--------

Industry Standards

UL Rating	Recognized
Agency/Standard	UL
Approved Standards	UL E28476
UL Flammability Rating	UL 94V-0

Packaging Features

Packaging Quantity	2500
Packaging Method	Reel

Product Compliance

For compliance documentation, visit the product page on [TE.com](#)>

EU RoHS Directive 2011/65/EU	Compliant
EU ELV Directive 2000/53/EC	Compliant
China RoHS 2 Directive MIIT Order No 32, 2016	No Restricted Materials Above Threshold
EU REACH Regulation (EC) No. 1907/2006	Current ECHA Candidate List: JAN 2023 (233) Candidate List Declared Against: JAN 2023 (233) Does not contain REACH SVHC
Halogen Content	Not Low Halogen - contains Br or Cl > 900 ppm.
Solder Process Capability	Not applicable for solder process capability











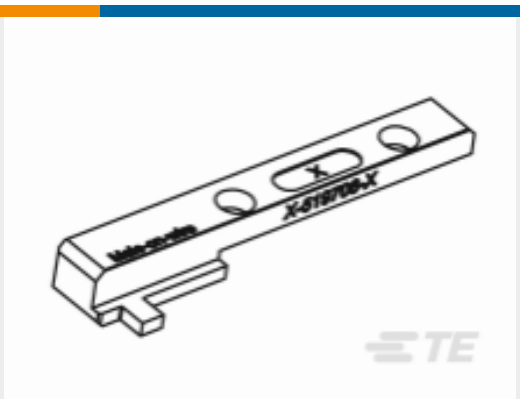

Product Compliance Disclaimer

This information is provided based on reasonable inquiry of our suppliers and represents our current actual knowledge based on the information they provided. This information is subject to change. The part numbers that TE has identified as EU RoHS compliant have a maximum concentration of 0.1% by weight in homogenous materials for lead, hexavalent chromium, mercury, PBB, PBDE, DBP, BBP, DEHP, DIBP, and 0.01% for cadmium, or qualify for an exemption to these limits as defined in the Annexes of Directive 2011/65/EU (RoHS2). Finished electrical and electronic equipment products







will be CE marked as required by Directive 2011/65/EU. Components may not be CE marked. Additionally, the part numbers that TE has identified as EU ELV compliant have a maximum concentration of 0.1% by weight in homogenous materials for lead, hexavalent chromium, and mercury, and 0.01% for cadmium, or qualify for an exemption to these limits as defined in the Annexes of Directive 2000/53/EC (ELV). Regarding the REACH Regulation, the information TE provides on SVHC in articles for this part number is based on the latest European Chemicals Agency (ECHA) 'Guidance on requirements for substances in articles' posted at this URL: <https://echa.europa.eu/guidance-documents/guidance-on-reach>

Compatible Parts

 <p>TE Part # CAT-M5833-F3492A Female-on-Board Connector, Top Entry</p>	 <p>TE Part # 7-215460-8 MICRO-MATCH FSID P</p>	 <p>TE Part # 338070-8 MICRO-MATCH FEM.SE</p>	 <p>TE Part # 100400-8 MICRO-MATCH FSID NP</p>
 <p>TE Part # 7-188431-8 MM 8p FIB SMD connector</p>	 <p>TE Part # 215460-8 MICRO-MATCH FEM.SE</p>	 <p>TE Part # 7-100400-8 MICRO-MATCH FSID NP</p>	 <p>TE Part # 734155-1 TOOLING KIT ASSY.</p>
 <p>TE Part # 734024-1 ADAPTER (MICROMATCH)</p>	 <p>TE Part # 167019-8 08P. RIBBCBL 28AWG P1.27</p>	 <p>TE Part # 519708-1 TERMINATION PUSHER</p>	 <p>TE Part # 677412-4 SEMI AUTO.MACHINE, MICRO-MATCH, 4-24 POS</p>

Also in the Series | Micro-MaTch Industrial

 <p>Board-In Connectors(20)</p>	 <p>Insertion &amp; Extraction Tools(1)</p>	 <p>PCB Headers &amp; Receptacles(1)</p>	 <p>Pluggable I/O Cable Assemblies(52)</p>
--	---	---	---





Ribbon Cable Connectors(184)



Wire-to-Board Connector Contacts(4)

Customers Also Bought



TE Part #1-215083-6  
Male-on-Wire Connector, Micro-MaTch



TE Part #1379114-3  
12pos MQS .63 header 180deg



TE Part #1-1418862-0  
2POS. FIBER OPTIC HARNESS CONNECTOR



TE Part #1-2372389-0  
MICRO MNL, HDR ASSY, SINGLE ROW, AU



TE Part #1803426-2  
ANVIL, COMBINATION, NO JOG, END FEED



TE Part #2-1803224-4  
CRIMPER,WIRE F



TE Part #2217984-3  
ANVIL



TE Part #2837157-1  
OCEAN\_2.0\_Applicator-S-110F155O

Documents

Product Drawings  
MICRO-MATCH MOW.08P

English

CAD Files

3D PDF

3D

Customer View Model

ENG\_CVM\_CVM\_215083-8\_U.2d\_dxf.zip

English

Customer View Model

ENG\_CVM\_CVM\_215083-8\_U.3d\_igs.zip

English

Customer View Model

ENG\_CVM\_CVM\_215083-8\_U.3d\_stp.zip

English

By downloading the CAD file I accept and agree to the Terms and Conditions of use.



---

Datasheets & Catalog Pages

Micro-MaTch Catalog

English

Ribbon Cable Interconnect Solutions

English

Centerline Micro-Match Connector Series

English

---

Product Specifications

Application Specification

English

micro match miniature connector system

English

---

Product Environmental Compliance

MD\_215083-8\_090320182311\_dmtec

English

MD\_215083-8\_090320182311\_dmtec

English

---

Agency Approvals

UL Report

English