




Connectors > Terminal Blocks & Strips > PCB Terminal Blocks



Terminal Block Connector Type: **Header**

Connector System: **Wire-to-Board**

Number of Positions: **4**

Centerline (Pitch): **5.08 mm [.2 in ]**

Number of Rows: **1**

Features

Product Type Features

Wire Protection	With
Block Type	Stacking w/interlock
Terminal Block Connector Type	Header
Connector System	Wire-to-Board
Connector & Contact Terminates To	Printed Circuit Board

Configuration Features

Stacking Configuration	Side Stackable
Number of Positions	4
Number of Rows	1
Wire Entry Angle	Side

Electrical Characteristics

Current Rating (Max)	17.5 A
Voltage Rating	300 VAC

Body Features



Interlock	With
-----------	------

Contact Features

Contact Mating Area Plating Material	Tin
Contact Mount	Through Hole
Contact Base Material	Brass
Contact Current Rating (Max)	17.5 A

Mechanical Attachment

Screwless Terminal Block	No
Mounting Angle	Straight
Screw Size	M3
Screw Plating Material	Nickel
Screw Material	Brass
Screw Flange	Without
Connector Mounting Type	Board Mount

Housing Features

Housing Color	Black
Housing Material	PA 66
Centerline (Pitch)	5.08 mm[.2 in]

Dimensions

PCB Tail Length	3.5 mm[.138 in]
Wire Size	.05 – 3 mm²

Usage Conditions

Operating Temperature Range	-40 – 110 °C[-40 – 230 °F]
-----------------------------	----------------------------

Operation/Application

Circuit Application	Power & Signal
---------------------	----------------

Product Compliance

For compliance documentation, visit the product page on TE.com>

EU RoHS Directive 2011/65/EU	Compliant with Exemptions
EU ELV Directive 2000/53/EC	Compliant with Exemptions
China RoHS 2 Directive MIIT Order No 32, 2016	Restricted Materials Above Threshold
EU REACH Regulation (EC) No. 1907/2006	



Current ECHA Candidate List: JUN 2020  
(209)  
Candidate List Declared Against: JAN 2020  
(205)  
Pb (3% in Component Part)


**Article Safe Usage Statements:**  
Do not eat, drink or smoke when using this product. Wash thoroughly after handling. Recycle if possible and dispose of the article by following all applicable governmental regulations relevant to your geographic location.

Halogen Content	Low Halogen - Br, Cl, F, I < 900 ppm per homogenous material. Also BFR/CFR/PVC Free
Solder Process Capability	Wave solder capable to 265°C

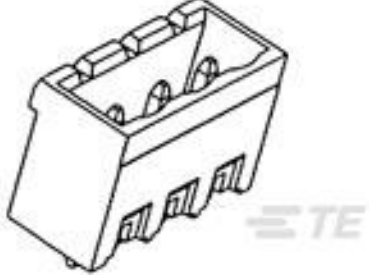
Product Compliance Disclaimer

This information is provided based on reasonable inquiry of our suppliers and represents our current actual knowledge based on the information they provided. This information is subject to change. The part numbers that TE has identified as EU RoHS compliant have a maximum concentration of 0.1% by weight in homogenous materials for lead, hexavalent chromium, mercury, PBB, PBDE, DBP, BBP, DEHP, DIBP, and 0.01% for cadmium, or qualify for an exemption to these limits as defined in the Annexes of Directive 2011/65/EU (RoHS2). Finished electrical and electronic equipment products will be CE marked as required by Directive 2011/65/EU. Components may not be CE marked. Additionally, the part numbers that TE has identified as EU ELV compliant have a maximum concentration of 0.1% by weight in homogenous materials for lead, hexavalent chromium, and mercury, and 0.01% for cadmium, or qualify for an exemption to these limits as defined in the Annexes of Directive 2000/53/EC (ELV). Regarding the REACH Regulation, the information TE provides on SVHC in articles for this part number is based on the latest European Chemicals Agency (ECHA) 'Guidance on requirements for substances in articles' posted at this URL: <https://echa.europa.eu/guidance-documents/guidance-on-reach>

Compatible Parts

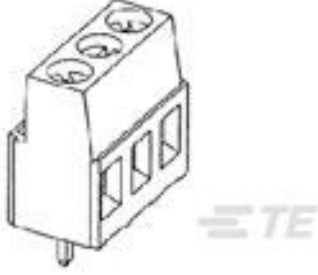


TE Model / Part # 282841-4  
TERMI-BLOK PCB MOUNT 4P. 5

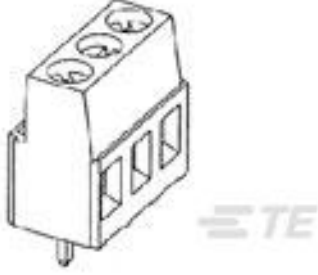


TE Model / Part # 796980-4  
4 POS TERMI-BLOK VERT HDR 7.62


Customers Also Bought




TE Model / Part #796949-3  
3 POS TERMI-BLOK PCB MOUNT



TE Model / Part #796949-2  
TERMI-BLOK PCB MOUNT 2P. 5



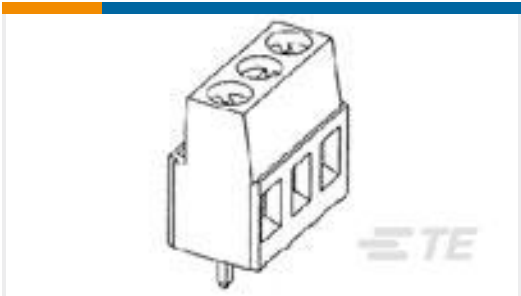
TE Model / Part #1825096-5  
TPA11CGRA204



TE Model / Part #5-1437646-0  
3PCV-06-006-#3 TRIBARRIER - CO



TE Model / Part #2040002-1  
MICRO USB, TYPE B




TE Model / Part #796949-6  
6 POS TERMI-BLOK PCB MOUNT



TE Model / Part #9-1437657-8  
8PCV-06-006=#8 TRIBARRIER



TE Model / Part #103186-3  
06 MODII HDR DRST B/A .100CL



TE Model / Part #103185-3  
03 MODII HDR SRST B/A .100CL



TE Model / Part #5-146281-3  
03 MODII HDR SRST B/A LF

Documents

Product Drawings

4 POS TERMI-BLOK PCB MOUNT

English

CAD Files

3D PDF

3D

Customer View Model

ENG\_CVM\_CVM\_796949-4\_C.2d\_dxf.zip

English

Customer View Model

ENG\_CVM\_CVM\_796949-4\_C.3d\_igs.zip

English

Customer View Model

ENG\_CVM\_CVM\_796949-4\_C.3d\_stp.zip

English

By downloading the CAD file I accept and agree to the [Terms and Conditions](#) of use.

Datasheets & Catalog Pages

BUCHANAN TERMINAL BLOCKS CATALOG - EUROSTYLE TERMINAL BLOCKS

English

1-1773458-1\_EURO\_STYLE\_TERMINAL\_BLOCKS\_QRG

English

Product Specifications

Application Specification

English

