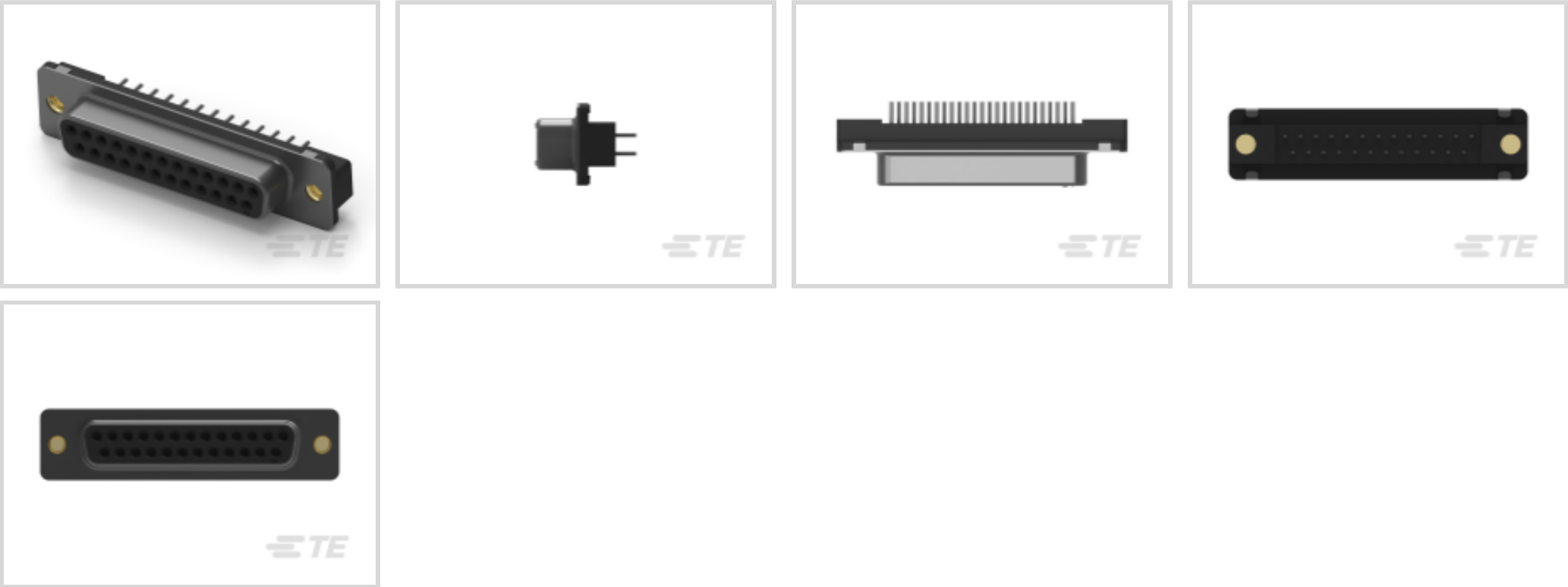




Connectors > D-Shaped Connectors > D-Sub Connectors > PCB D-Sub Connectors



Connector & Housing Type: **Receptacle**

Connector System: **Board-to-Board**

Number of Positions: **25**

Centerline (Pitch): **2.74 mm [.108 in]**

Number of Rows: **2**

Features

Product Type Features

Grounding Indents	Without
Grounded	No
Grounding Straps	Without
Shell Type	Front Metal Shell
Connector & Housing Type	Receptacle
Connector System	Board-to-Board
D-Sub Shell Size	3
Sealable	No
Connector & Contact Terminates To	Printed Circuit Board
Shielded	Yes
Product Type	Connector

Configuration Features

Number of Positions	25
Number of Rows	2
PCB Mount Orientation	Vertical



Preloaded	Yes
Body Features	
Plastic	No
Insert Material	Brass
Connector Profile	Standard
Shell Plating Material	Tin
Shield Material	Steel
Shell Material	Carbon Steel
Post Size	.66 mm[.026 in]
Shield Plating Material	Tin
Contact Features	
Contact Mating Area Plating Material	Gold
Contact Underplating Material	Nickel
PCB Contact Termination Area Plating Material	Tin
Contact Base Material	Phosphor Bronze
Contact Shape & Form	Round
Contact Current Rating (Max)	6 A
	30 μin
Termination Features	
Grounding Clips	Without
Termination Method to Printed Circuit Board	Through Hole - Solder
Termination Post Length	3.18 mm[.125 in]
Mechanical Attachment	
Threaded Insert Material	Brass
Panel Mount Feature	Without
PCB Mount Retention	With
PCB Mount Retention Type	Mounting Hole
Mating Retention	With
Mating Retention Type	Threaded Insert, 4-40 UNC
Connector Mounting Type	Board Mount
Mounting Hole Diameter	3.05 mm[.12 in]
Housing Features	



Centerline (Pitch)	2.74 mm[.108 in]
Housing Material	Polyester
Housing Color	Black

Dimensions

Row-to-Row Spacing	2.84 mm[.112 in]
PCB Thickness (Recommended)	1.57 – 2.36 mm[.062 – .093 in]

Usage Conditions

Operating Temperature Range	-55 – 105 °C[-67 – 221 °F]
-----------------------------	----------------------------

Operation/Application

Circuit Application	Signal
---------------------	--------

Industry Standards

UL Flammability Rating	UL 94V-0
------------------------	----------

Packaging Features

Packaging Method	Tube
Packaging Quantity	10

Other

Comment	All receptacles are preloaded with size 20 DF posted socket contacts
---------	--

Product Compliance

For compliance documentation, visit the product page on TE.com>

EU RoHS Directive 2011/65/EU	Compliant with Exemptions
EU ELV Directive 2000/53/EC	Compliant with Exemptions
China RoHS 2 Directive MIIT Order No 32, 2016	Restricted Materials Above Threshold
EU REACH Regulation (EC) No. 1907/2006	Current ECHA Candidate List: JAN 2020 (205) Candidate List Declared Against: JAN 2020 (205) Pb (3.7% in Component Part)
EU REACH Regulation (EC) No. 1907/2006	Current ECHA Candidate List: JAN 2020 (205) Candidate List Declared Against: JAN 2020 (205)
Halogen Content	Not Low Halogen - contains Br or Cl > 900 ppm.













Solder Process Capability

Wave solder capable to 265°C

Product Compliance Disclaimer

This information is provided based on reasonable inquiry of our suppliers and represents our current actual knowledge based on the information they provided. This information is subject to change. The part numbers that TE has identified as EU RoHS compliant have a maximum concentration of 0.1% by weight in homogenous materials for lead, hexavalent chromium, mercury, PBB, PBDE, DBP, BBP, DEHP, DIBP, and 0.01% for cadmium, or qualify for an exemption to these limits as defined in the Annexes of Directive 2011/65/EU (RoHS2). Finished electrical and electronic equipment products will be CE marked as required by Directive 2011/65/EU. Components may not be CE marked. Additionally, the part numbers that TE has identified as EU ELV compliant have a maximum concentration of 0.1% by weight in homogenous materials for lead, hexavalent chromium, and mercury, and 0.01% for cadmium, or qualify for an exemption to these limits as defined in the Annexes of Directive 2000/53/EC (ELV). Regarding the REACH Regulations, TE’s information on SVHC in articles for this part number is still based on the European Chemical Agency (ECHA) ‘Guidance on requirements for substances in articles’(Version: 2, April 2011), applying the 0.1% weight on weight concentration threshold at the finished product level. TE is aware of the European Court of Justice ruling of September 10th, 2015 also known as O5A (Once An Article Always An Article) stating that, in case of ‘complex object’, the threshold for a SVHC must be applied to both the product as a whole and simultaneously to each of the articles forming part of its composition. TE has evaluated this ruling based on the new ECHA “Guidance on requirements for substances in articles” (June 2017, version 4.0) and will be updating its statements accordingly.

Compatible Parts

 <p>TE Model / Part # 1-747948-6 KIT, PLUG, 25P, HDE, SHLD ENCLSRE</p>	 <p>TE Model / Part # 1-745496-7 25 HDE MS PLUG, 22-26, LEAD FREE</p>	 <p>TE Model / Part # 1658608-2 25 POS HDF PLUG, MS, LEAD FREE</p>	 <p>TE Model / Part # 2-745496-0 PLUG ASSY, 25P, HDE, MS</p>
 <p>TE Model / Part # 1-745496-9 PLUG ASSY, 25P, HDE, MS</p>	 <p>TE Model / Part # 206509-1 SIZE 20 KEYING PLUG</p>	 <p>TE Model / Part # 1658613-2 25 POS HDF PLUG, MS, LEAD FREE</p>	 <p>TE Model / Part # 1-747948-5 25 SHLDG ENCL PLUG, LEAD FREE</p>
 <p>TE Model / Part # 747547-9 KIT, PLUG, 25P, HDE, SHLD HDWRE</p>	 <p>TE Model / Part # 747547-8 KIT, PLUG, 25P, HDE, SHLD HDWRE</p>		

Also in the Series | **AMPLIMITE HD-20**




PCB D-Sub Connectors(354)

Customers Also Bought




TE Model / Part #103308-1
010 LOPRO HDR SP 15DP




TE Model / Part #5745968-8
HD-20 25 PLUG SP/FMS INSRT



TE Model / Part #221789-1
JACK,PCB,SERIES SMA



TE Model / Part #87224-2
02 MODII HDR SRST UNSHRD .100



TE Model / Part #87220-3
03 MODII HDR SRST UNSHRD .100



TE Model / Part #5747299-8
15 RCPT SP/FMS INSRT




TE Model / Part #650473-5
096 EURO TYPE C PIN ST ASSY



TE Model / Part #5-104362-4
05 MTE HDR SRST LATCH W/HLDWN



TE Model / Part #5747150-8
09 RCPT SP/FMS INSRT



TE Model / Part #3-641215-5
05P MTA100 HDR ASSY FL 30AU LF

Documents

Product Drawings

25 RCPT SP/FMS INSRT

English

CAD Files

3D PDF

3D

Customer View Model

ENG_CVM_CVM_5745967-8_B.2d_dxf.zip



English

Customer View Model

[ENG_CVM_CVM_5745967-8_B.3d_igs.zip](#)

English

Customer View Model

[ENG_CVM_CVM_5745967-8_B.3d_stp.zip](#)

English

By downloading the CAD file I accept and agree to the [Terms and Conditions](#) of use.

Datasheets & Catalog Pages

[AMPLIMITE Subminiature D Connectors - Straight Posted Connectors](#)

English

Product Specifications

[Application Specification](#)

English

Product Environmental Compliance

[TE Material Declaration](#)

English