

15

1503 17

Jack connectors

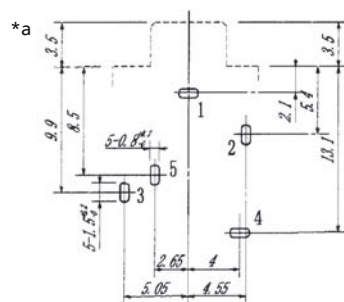
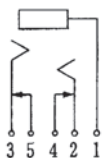
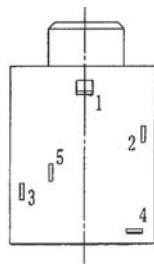
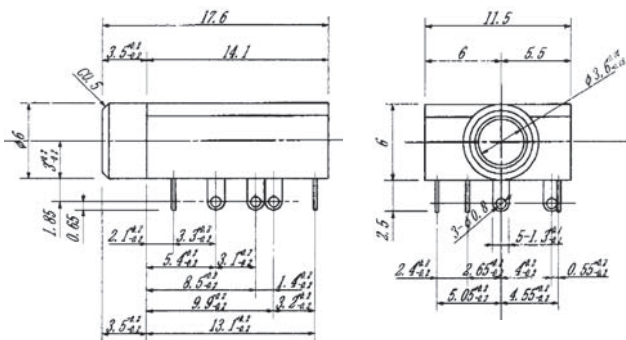


Jack chassis socket acc. to JIS C 6560 JC35J3B, 3.5 mm, 3 poles/stereo, angular version, with 2 break contacts and solder eyes, for printed circuit boards, for back side mounting

State: Active

15

1503 17



Environmental conditions

Temperature range -10 °C/+70 °C

Materials

Insulating body PBT GF, V-0 according to UL94
Contact spring Cu alloy, silver-plated
Cover PC, V-0 according to UL94
Knurled nut CuZn, nickel-plated

Mechanical data

Mating cycles ≥ 5000
Insertion force 3–20 N¹
Withdrawal force 3–20 N¹

¹ measured with a gauge plug

Electrical data (at T_{amb} 20 °C)

Contact resistance $\leq 30 \text{ m}\Omega$
Rated current 1 A
Rated voltage 34 V AC/DC
Rated impulse voltage 250 V/60 s
Insulation resistance $\geq 100 \text{ M}\Omega$

Associated products

Counterparts
☞ 1532 07 ☞ KLS 40 ☞ KLS 44
☞ WKLS 40
Accessories
☞ 1597 02 ☞ 1597 04

*a printed circuit board layout, solder side view

15

1503 17

Designation	Pole Number	PU (Pieces)	MDQ (Pieces)
1503 17	3	500	500

Packaging:

in bulk, in a cardboard box or a plastic bag