



Connectors > PCB Connectors > Battery Connectors & Holders > Battery Holders



Battery Compatibility: **CR2032**
Connector System: **Board-to-Board**
Number of Positions: **2**
PCB Mount Orientation: **Horizontal**
Contact Mating Area Plating Material: **Tin**

Features

Product Type Features

Connector System	Board-to-Board
Connector & Contact Terminates To	Printed Circuit Board

Configuration Features

Number of Positions	2
PCB Mount Orientation	Horizontal

Body Features

Battery Holder Material	LCP
Battery Holder Type	Coin Cell
Battery Holder Color	Natural
Battery Compatibility	CR2032

Contact Features

Contact Mating Area Plating Material	Tin
--------------------------------------	-----

Mechanical Attachment

--



PCB Mount Retention	Without
PCB Mount Alignment	Without
Connector Mounting Type	Board Mount

Dimensions

Compatible Battery Dimensions	32.31 x 19.05 x 6.02 mm[1.272 x .75 x .237 in]
-------------------------------	--

Usage Conditions

Operating Temperature Range	-40 – 100 °C[-22 – 158 °F]
-----------------------------	----------------------------

Operation/Application

Circuit Application	Signal
---------------------	--------

Packaging Features

Packaging Quantity	400
Packaging Method	Tape & Reel

Product Compliance

For compliance documentation, visit the product page on TE.com>

EU RoHS Directive 2011/65/EU	Compliant
EU ELV Directive 2000/53/EC	Compliant
China RoHS 2 Directive MIIT Order No 32, 2016	No Restricted Materials Above Threshold
EU REACH Regulation (EC) No. 1907/2006	Current ECHA Candidate List: JUNE 2022 (224) Candidate List Declared Against: JUNE 2022 (224) Does not contain REACH SVHC
Halogen Content	Low Halogen - Br, Cl, F, I < 900 ppm per homogenous material. Also BFR/CFR/PVC Free
Solder Process Capability	Reflow solder capable to 260°C

Product Compliance Disclaimer











This information is provided based on reasonable inquiry of our suppliers and represents our current actual knowledge based on the information they provided. This information is subject to change. The part numbers that TE has identified as EU RoHS compliant have a maximum concentration of 0.1% by weight in homogenous materials for lead, hexavalent chromium, mercury, PBB, PBDE, DBP, BBP, DEHP, DIBP, and 0.01% for cadmium, or qualify for an exemption to these limits as defined in the Annexes of Directive 2011/65/EU (RoHS2). Finished electrical and electronic equipment products will be CE marked as required by Directive 2011/65/EU. Components may not be CE marked. Additionally, the part numbers that TE has identified as EU ELV compliant have a maximum concentration of 0.1% by weight in homogenous materials for lead, hexavalent chromium, and mercury, and 0.01% for cadmium, or qualify for an exemption to these limits as defined in the Annexes of Directive 2000/53/EC (ELV). Regarding the REACH Regulation, the information TE provides on SVHC in articles for this part number is based on the latest European Chemicals Agency (ECHA) 'Guidance on requirements for substances in articles' posted at this URL: <https://echa.europa.eu/guidance-documents/guidance-on-reach>



Compatible Parts

 <p>TE Part # 1775485-2 Battery Holder, 3.6mm, BLU,low profile</p>	 <p>TE Part # 796136-2 ASSY, SMT BATTERY CONN</p>
---	---

Also in the Series | AMP SMA

 <p>Battery Holders(1)</p>	 <p>Between Series Adapters(1)</p>	 <p>In-Series Adapters(11)</p>	 <p>Rack & Panel Ferrules & Inserts(1)</p>
 <p>RF Cable Assemblies(2)</p>	 <p>RF Connector Hardware(2)</p>	 <p>RF Connector Launchers(8)</p>	 <p>RF Connector Shrouds(3)</p>
 <p>RF Plugs & Jacks(297)</p>	 <p>RF Terminators(1)</p>		

Also in the Series | CGS SM



Battery Holders(1)



Expanded Beam Fiber Optics(9)



LC Connectors(2)



RJ14 Connectors(1)



RJ22 Connectors(1)



RJ25 Connectors(1)



RJ45 Connectors(3)



SD Card Connectors(1)



Surface Mount Resistors(545)

Customers Also Bought



TE Part #292230-3
1.5 MINI CT SGL V SMT W/BOSS 3



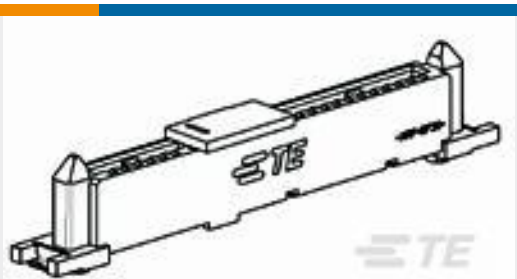
TE Part #2-292207-5
MINI CT SGL DIP V 5P BLACK



TE Part #2-172106-2
EIS POST HDR V 2P




TE Part #1-1969730-6
EP2.5 SHROUDED HDR ASSY 16P VERTICAL




TE Part #1735944-1
SATA BACKPLANE RECEPTACLE, VER



TE Part #T4144015081-000
M12 RA PCB CONN. Male 8 P UN SHIELD



TE Part #2029170-8
8P VRT HDR VAL-U-LOK V2 W/ODH



TE Part #2838892-3
192CEX_32C44 CABLE ASSY_MP002

Documents



Product Drawings

ASSY, SMT BATTERY CONN

English

CAD Files

Customer View Model

ENG_CVM_CVM_796136-1_H1.3d_stp.zip

English

Customer View Model

ENG_CVM_CVM_796136-1_H1.3d_igs.zip

English

3D PDF

3D

Customer View Model

ENG_CVM_CVM_796136-1_H1.2d_dxf.zip

English

By downloading the CAD file I accept and agree to the [Terms and Conditions](#) of use.

Datasheets & Catalog Pages

POWER_CONNECTORS_CATALOG_SEC09_LAPTOPS_PORTABLES

English

2_PIECE_POWER_CONNECTORS_qrg_4-1773458-1

English

Product Specifications

Product Specification

English

Product Environmental Compliance

MD_796136-1_04252018638_dmtec

English

MD_796136-1_04252018638_dmtec

English

Instruction Sheets

Instruction Sheet (U.S.)

English