

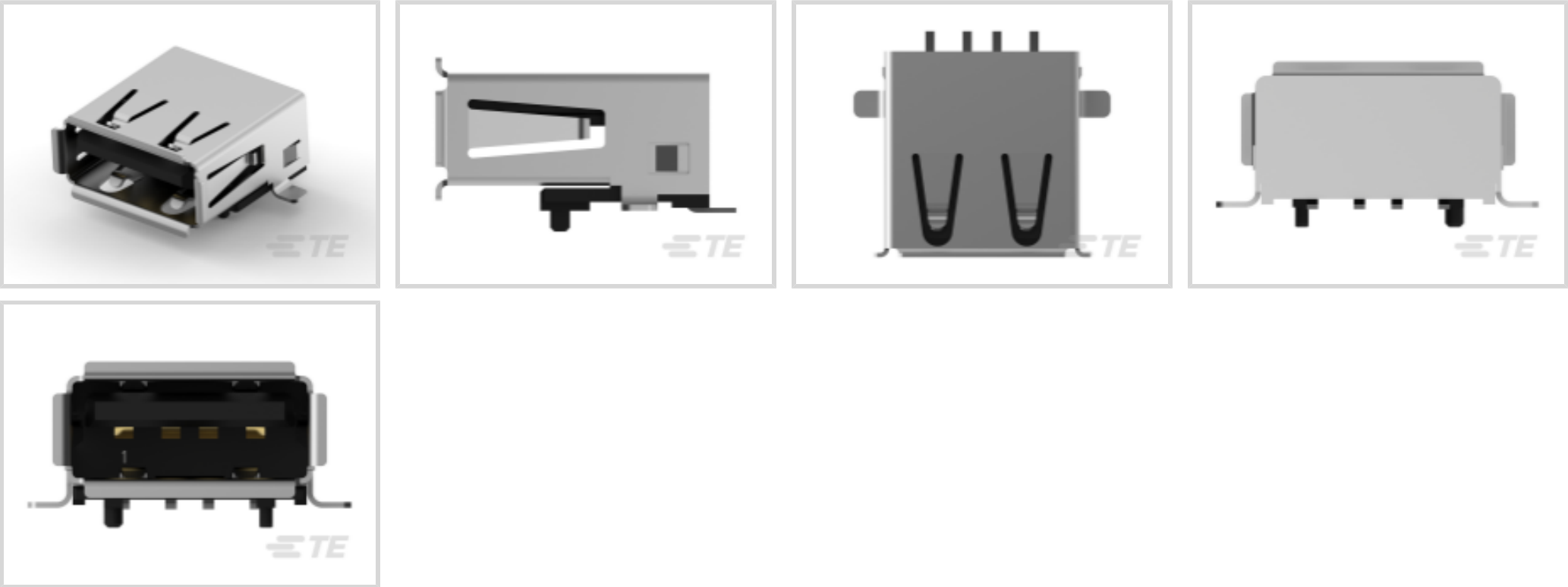


TE Internal #: 292303-1

USB Connectors, A, 2.0, Standard Profile, Receptacle, 1 Port, Top, Right Angle, Tube / Box & Tube, Flush, Through Hole - Solder, Cable-to-Board

[View on TE.com >](#)

Connectors > Audio & Video Connectors > USB Connectors



USB Adapter Type: **A**

USB Version: **2.0**

Connector Profile: **Standard**

Connector & Housing Type: **Receptacle**

Number of Ports: **1**

Features

Product Type Features

USB Adapter Type	A
USB Version	2.0
Connector & Housing Type	Receptacle
Connector System	Cable-to-Board
Connector & Contact Terminates To	Printed Circuit Board
USB Connector Type	USB 2.0 Type-A

Configuration Features

Number of Mounting Legs	2
Number of Ports	1
Number of Positions	4

Body Features

Shell Plating Finish	Bright
Shell Plating Material	Tin
Connector Profile	Standard



Contact Features

Contact Mating Area Plating Material Thickness	.76 µm[29.92 µin]
Contact Mating Area Plating Material	Gold or Gold Flash over Palladium Nickel
Contact Current Rating (Max)	1 A

Termination Features

Termination Post & Tail Length	2.84 mm[.112 in]
Termination Method to Printed Circuit Board	Through Hole - Solder

Mechanical Attachment

Locking Feature	With
PCB Mount Location	Top
PCB Connector Seating	Flush
PCB Mount Retention Type	Kinked Legs
Panel Mount Feature Type	Flange
Connector Mounting Type	Board Mount

Housing Features

Housing Material	Thermoplastic
Housing Color	Black
Body Orientation	Right Angle
Centerline (Pitch)	2 mm, 2.5 mm[.078 in][.098 in]

Dimensions

PCB Thickness (Recommended)	1.57 mm[.062 in]
-----------------------------	------------------

Usage Conditions

Soldering Temperature (Max)	240 °C[464 °F]
Mating Cycles (Max)	1500
Operating Temperature Range	-55 – 85 °C[-67 – 185 °F]

Operation/Application

Halogen Free	No
Circuit Application	Power & Signal

Industry Standards

Test Identification (TID)	60001133
Moisture Sensitivity Level	1
Industry Standard	USB 2.0



UL Flammability Rating

UL 94V-0

Packaging Features

Packaging Quantity	30
Packaging Method	Box & Tube, Tube

Product Compliance


For compliance documentation, visit the product page on TE.com>

EU RoHS Directive 2011/65/EU	Compliant
EU ELV Directive 2000/53/EC	Compliant
China RoHS 2 Directive MIIT Order No 32, 2016	No Restricted Materials Above Threshold
EU REACH Regulation (EC) No. 1907/2006	Current ECHA Candidate List: JUNE 2022 (224) Candidate List Declared Against: JUNE 2022 (224) Does not contain REACH SVHC
Halogen Content	Not Low Halogen - contains Br or Cl > 900 ppm.
Solder Process Capability	Wave solder capable to 265°C


Product Compliance Disclaimer

This information is provided based on reasonable inquiry of our suppliers and represents our current actual knowledge based on the information they provided. This information is subject to change. The part numbers that TE has identified as EU RoHS compliant have a maximum concentration of 0.1% by weight in homogenous materials for lead, hexavalent chromium, mercury, PBB, PBDE, DBP, BBP, DEHP, DIBP, and 0.01% for cadmium, or qualify for an exemption to these limits as defined in the Annexes of Directive 2011/65/EU (RoHS2). Finished electrical and electronic equipment products will be CE marked as required by Directive 2011/65/EU. Components may not be CE marked. Additionally, the part numbers that TE has identified as EU ELV compliant have a maximum concentration of 0.1% by weight in homogenous materials for lead, hexavalent chromium, and mercury, and 0.01% for cadmium, or qualify for an exemption to these limits as defined in the Annexes of Directive 2000/53/EC (ELV). Regarding the REACH Regulation, the information TE provides on SVHC in articles for this part number is based on the latest European Chemicals Agency (ECHA) ‘Guidance on requirements for substances in articles’ posted at this URL: <https://echa.europa.eu/guidance-documents/guidance-on-reach>


Compatible Parts




TE Part # 1827525-1
MECHATROLINK II CONNECTOR KIT



TE Part # 1-1734028-1
Std USB, Type A, Plug, Natural



TE Part # 1487599-1
USB, A-BLUNT,28/28,BLK,0.83M



TE Part # 1734028-1
Std USB Type A, Plug, Natural





TE Part # 1734372-1
Std USB, Type A, Plug



TE Part # 1487593-1
USB, A-BLUNT,28/24,WHT,2.0M



TE Part # 1-1734028-3
Std USB, Type A, Plug



TE Part # 1734372-2
Std USB, Type A, Plug, White



TE Part # 1496476-1
STD USB-A TO MINI-B ASSY, 1M



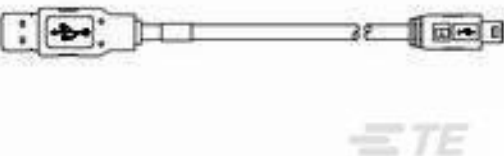
TE Part # 1487600-1
USB, A-BLUNT,28/26,BLK,1.0M




TE Part # 1487591-1
USB, A-BLUNT,28/28,WHT,0.83M



TE Part # 1487593-2
USB, A-BLUNT,28/24,WHT,1.5M



TE Part # 1929690-1
USB CABLE, USB A to Mini USB,Blue



TE Part # 2142872-1
cable assy, usb a plug to 5p hsg

Customers Also Bought



TE Part #1554953-1
FBIS-II PLUG ASSY 4 POS V TYPE



TE Part #2143330-1
1X6 QSFP Kit Assy Bhnd Bzl,PCI



TE Part #4-1617031-0
HFW1201L02M = M39016/6-239M



TE Part #521383-4
ASSY DIN VERT RAST5 HEADER04-A



TE Part #1-1600798-3
STR RECEPT ASSY MBXL W/KEYS 4A



TE Part #1888566-2
IMJ,1X1,PNL GRD,LED(Y/G), SN



TE Part #3-1609028-0
3FBH3=F8590

TE Part #2333781-1
MINI IO TO RJ45 CABLE ASSEMBLY



Documents

CAD Files

3D PDF

3D

Customer View Model

ENG_CVM_CVM_292303-1_E4.2d_dxf.zip

English

Customer View Model

ENG_CVM_CVM_292303-1_E4.3d_igs.zip

English

Customer View Model

ENG_CVM_CVM_292303-1_E4.3d_stp.zip

English

By downloading the CAD file I accept and agree to the [Terms and Conditions](#) of use.

Product Specifications

Application Specification

English

Product Environmental Compliance

MD_292303-1_121720182325_dmtec

English

MD_292303-1_121720182325_dmtec

English