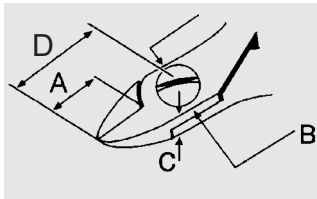


Side Cutters and Tip Cutters

Erem®

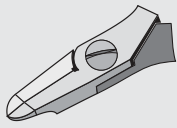
Series 500 Medium



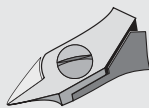
A = length of cutting edges
B = head width
C = head thickness
D = head length



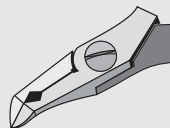
Tip cutter
Straight long relieved head



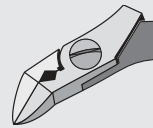
Tip cutter
Pointed relieved head



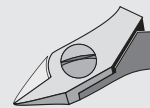
Tip cutter
Angled narrow head



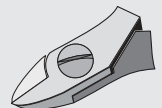
Tip cutter
Angled wide head



Side cutter
Tapered head



Side cutter
Oval head



Visibility and accessibility






Robustness, high cutting capacity

Side cutter – oval head



115 mm / 4.527 Inch
67 g / 2.36 oz.

- This is the most widely used head shape.
- It is robust and size for size offers the highest cutting capacity.

Model	Cut	Dimensions in mm/Inch				Max. cutting capability in mm/Inch Diameter		
		A	B	C	D	Hard wire	Medium hardness	Copper wire
512N	 Semi-flush	12	11	6.5	19	0.5	1.0	1.6
		.472	.433	.256	.748	.019	.039	.062
512E	 Semi-flush	12	11	6,5	19	Model same as 512N, but with burnished head		
		.472	.433	.256	.748			
522N	 Flush	12	11	6.5	19	—	1.0	1.6
		.472	.433	.256	.748		.039	.062
599E	 Flush	10	11	6.5	17	—	1.0	1.6
		.472	.433	.256	.669		.039	.062
532N	 Super full flush	12	11	6.5	19	—	0.8	1.6
		.472	.433	.256	.748		.039	.062

Wire quality, see P. 38

Optional: Safety device for wire scraps. Order suffix "W", e.g. 512NW.